

70-697.exam.170q

Number: 70-697
Passing Score: 800
Time Limit: 120 min
File Version: 1

Microsoft 70-697

Configuring Windows Devices

Sections

1. Manage identity
2. Plan desktop and device deployment
3. Plan and implement a Microsoft Intune device management solution
4. Configure networking
5. Configure storage
6. Manage data access and protection
7. Manage remote access
8. Manage apps
9. Manage updates and recovery
10. Mixed Questions

Exam A

QUESTION 1

You plan to deploy a Microsoft Azure RemoteApp collection by using a custom template image. The image will contain Microsoft Office 365 ProPlus apps.

You need to ensure that multiple users can run Office 365 ProPlus from the custom template image simultaneously.

What should you include in the configuration file?

- A. <Property Name = "FORCEAPPSHUTDOWN" Value = "FALSE" />
- B. <Product ID = "0365ProPlusRetail" />
- C. <Property Name = "SharedComputerLicensing" Value = "1" />
- D. <Property Name = "AUTOACTIVATE" Value = "1" />

Correct Answer: C

Section: Manage apps

Explanation

Explanation/Reference:

Explanation:

To make Microsoft Office 365 ProPlus apps available as RemoteApps, you need to enable Shared computer activation. You do this by including the following text in the configuration file:

<Property Name = "SharedComputerLicensing" Value = "1" />

Shared computer activation lets you to deploy Office 365 ProPlus to a computer in your organization that is accessed by multiple users. For example, several nurses at a hospital connect to the same remote server to use their applications or a group of workers share a computer at a factory.

The most common shared computer activation scenario is to deploy Office 365 ProPlus to shared computers by using Remote Desktop Services (RDS). By using RDS, multiple users can connect to the same remote computer at the same time. The users can each run Office 365 ProPlus programs, such as Word or Excel, at the same time on the remote computer.

References:

<https://technet.microsoft.com/en-us/library/dn782858.aspx>

QUESTION 2

HOTSPOT

You have a server that runs Windows Server 2012 R2 server named Server1. Server1 has Remote Desktop Services (RDS) installed. You create a session collection named Session1 and publish a RemoteApp in Session1.

Server1 has an application named App1. The executable for App1 is C:\Apps\App1.exe.

You need to ensure that App1 is available as a RemoteApp in Session1.

What command should you run? To answer, select the appropriate options in the answer area.

Hot Area:

Answer Area

Get-RDRemoteApp
New-RDRemoteApp
Set-RDRemoteApp
Set-RDSessionCollectionConfiguration

-CollectionName
-InformationVariable
-UserGroup

"Session1"

-FilePath
-FileVirtualPath
-RequiredCommandLine
-ShowInWebAccess

"C:\Apps\App1.exe"

Correct Answer:

Answer Area

Get-RDRemoteApp
New-RDRemoteApp
Set-RDRemoteApp
Set-RDSessionCollectionConfiguration

-CollectionName
-InformationVariable
-UserGroup

"Session1"

-FilePath
-FileVirtualPath
-RequiredCommandLine
-ShowInWebAccess

"C:\Apps\App1.exe"

Section: Manage apps

Explanation

Explanation/Reference:

Explanation:

We need to publish App1 as a RemoteApp. We do this with the New-RDRemoteApp cmdlet.

The -CollectionName parameter allows us to specify the session as "Session1". The display name for the App1 will be "App1".

The -FilePath parameter allows us to specify the path to the executable for App1.

References:

<https://technet.microsoft.com/en-us/library/jj215450.aspx>

QUESTION 3

DRAG DROP

You plan to deploy a Microsoft Azure RemoteApp collection by using a custom template image. The image will contain Microsoft Word and Excel Office 365 ProPlus programs.

You need to install the Word and Excel programs. The solution must minimize the amount of Internet traffic used during installation.

Which four actions should you perform in sequence? To answer, move the appropriate actions from the list of actions to the answer area and arrange them in the correct order.

Select and Place:

Actions		Answer Area
Download the Office Deployment Tool.		
Modify the Click-to-Run for Office 365 Configuration.xml file.		
Run setup.exe /configure .		
Download Office 365 Deployment Readiness Tool.		
Run setup.exe /packager .		
Run setup.exe /download .		

Correct Answer:

Actions		Answer Area
		Download the Office Deployment Tool.
		Modify the Click-to-Run for Office 365 Configuration.xml file.
		Run setup.exe /download .
Download Office 365 Deployment Readiness Tool.		Run setup.exe /configure .
Run setup.exe /packager .		

Section: Manage apps

Explanation

Explanation/Reference:

Explanation:

The first step is to download the Office Deployment Tool.

You then need to modify the configuration file. This will be used to specify the installation options for Word and Excel.

You then run Setup.exe from the Office Deployment Tool with the /download option to download the required software based on the options in the configuration file.

The final step is to install Word and Excel by running Setup.exe from the Office Deployment Tool with the /configure option to install the required software based on the options in the configuration file.

References:

<http://blogs.technet.com/b/odsupport/archive/2014/07/11/using-the-office-deployment-tool.aspx>

<https://technet.microsoft.com/library/Dn782858.aspx>

QUESTION 4

You are a system administrator for a department that has Windows 10 Enterprise computers in a domain configuration.

You deploy an application to all computers in the domain.

You need to use group policy to restrict certain groups from running the application.

What should you do?

- A. Set up DirectAccess.
- B. Configure AppLocker.
- C. Disable BitLocker.
- D. Run the User State Management Tool.

Correct Answer: B

Section: Manage apps

Explanation

Explanation/Reference:

Explanation:

AppLocker is a feature in Windows Server 2012, Windows Server 2008 R2, Windows 8, and Windows 7 that advances the functionality of the Software Restriction Policies feature. AppLocker contains new capabilities and extensions that reduce administrative overhead and help administrators control how users can access and use files, such as executable files, scripts, Windows Installer files, and DLLs.

AppLocker rules can be applied to security groups. We can use a group policy to apply AppLocker rules to the security groups to prevent them from running the application.

References:

[https://technet.microsoft.com/en-us/library/ee619725\(v=ws.10\).aspx#BKMK_WhatRuleConditions](https://technet.microsoft.com/en-us/library/ee619725(v=ws.10).aspx#BKMK_WhatRuleConditions)

QUESTION 5

You support desktop computers and tablets that run Windows 8 Enterprise. All of the computers are able to connect to your company network from the Internet by using DirectAccess.

Your company wants to deploy a new application to the tablets. The deployment solution must meet the following requirements:

- The application is able to access files stored on an internal solid-state drive (SSD) on the tablets.
- The application is isolated from other applications.
- The application uses the least amount of disk space on the tablet.

You need to deploy the new application to the tablets.

What should you do?

- A. Deploy the application as an Application Virtualization (App-V) package. Install the App-V 4.6 client on the tablets.

- B. Deploy the application as a published application on the Remote Desktop server. Create a Remote Desktop connection on the tablets.
- C. Install the application on a local drive on the tablets.
- D. Install the application in a Windows To Go workspace.
- E. Install Hyper-V on tablets. Install the application on a virtual machine.
- F. Publish the application to Windows Store.
- G. Install the application within a separate Windows 8 installation in a virtual hard disk (VHD) file. Configure the tablets with dual boot.
- H. Install the application within a separate Windows 8 installation in a VHDX file. Configure tablets with dual boot.

Correct Answer: B

Section: Manage apps

Explanation

Explanation/Reference:

Explanation:

Deploying the application as a published application on the Remote Desktop server will use no disk space on the tablets. Users will be able to access the application by using Remote Desktop Connections. This will also ensure that the application is isolated from other applications on the tablets.

We can use Remote Desktop Connection 'redirection' to ensure that the application is able to access files stored on an internal solid-state drive (SSD) on the tablets. Redirection enables access to local resources such as drives, printers etc. in a Remote Desktop Connection.

References:

<https://azure.microsoft.com/en-gb/documentation/articles/remotetapp-redirection/>

QUESTION 6

You have a computer named Computer1 that runs Windows 10 Enterprise. Computer1 is a member of an Active Directory domain named contoso.com.

You have a line-of-business universal app named App1. App1 is developed internally.

You need to ensure that you can run App1 on Computer1. The solution must meet the following requirements:

- Minimize costs to deploy the app.
- Minimize the attack surface on Computer1.

What should you do?

- A. Have App1 certified by the Windows Store.
- B. Sign App1 with a certificate issued by a third-party certificate authority.
- C. From the Update & Security setting on Computer1, enable the **Sideload apps** setting.
- D. Run the **Add-AppxProvisionedPackage** cmdlet.

Correct Answer: C

Section: Manage apps

Explanation

Explanation/Reference:

Explanation:

To install the application, you need to 'Sideload' it. First you need to enable the **Sideload apps** setting. LOB Windows Store apps that are not signed by the Windows Store can be sideloaded or added to a PC in the enterprise through scripts at runtime on a per-user basis. They can also be provisioned in an image by the enterprise so that the app is registered to each new user profile that's created on the PC. The requirements to sideload the app per-user or in the image are the same, but the Windows PowerShell cmdlets you use to add, get, and remove the apps are different.

Before you can sideload LOB Windows Store apps that are not signed by the Windows Store, you will need to configure the PC.

References:

<https://msdn.microsoft.com/en-us/library/hh454036.aspx>

QUESTION 7

You have a computer named Computer1 that runs Windows 10 Enterprise.

You plan to install the most recent updates to Computer1.

You need to ensure that you can revert to the current state of Computer1 in the event that the computer becomes unresponsive after the update.

What should you include in your solution?

- A. The **Reset this PC** option from the Recovery section of the Settings app
- B. The **Sync your settings** options from the Accounts section of the Settings app
- C. The Backup and Restore (Windows 7) control panel item
- D. The **Refresh your PC** option from the PC Settings

Correct Answer: C

Section: Manage updates and recovery

Explanation

Explanation/Reference:

Explanation:

The question states that you need to ensure that you can revert to the current state of Computer1. The question does not specify what exactly the current state is in terms of software configuration but it would be safe to assume that Computer1 has Windows Store Apps installed, desktop applications installed and some previous Windows Updates installed.

The only way to recover the computer to its 'current' state is to perform a full backup of the computer before updating it. Then if the computer becomes unresponsive after the update, we can simply restore the backup to return the computer to its state at the time of the backup.

References:

<http://www.howtogeek.com/220986/how-to-use-all-of-windows-10%E2%80%99s-backup-and-recovery-tools/>

QUESTION 8

You administer a Windows 10 Enterprise computer. The computer has File History turned on, and system protection turned on for drive C.

You accidentally delete a folder named Libraries\Customers by using the Shift+Delete keyboard shortcut.

You need to restore the most recent version of the folder to its original location.

Which approach should you use to restore the folder?

- A. Recycle Bin
- B. the latest restore point
- C. File History
- D. a manually selected restore point

Correct Answer: C

Section: Manage updates and recovery

Explanation

Explanation/Reference:

Explanation:

File History is similar to Previous Versions in previous versions of Windows. It takes regular backups of your data and saves them to a separate disk volume or external drive. When File History is enabled, it backs up all the system libraries and your custom libraries by default.

To restore a deleted folder, you can browse to the parent folder or library and select Restore Previous Versions. The Previous Versions tab will list the previous versions that can be restored to its original location or restored to an alternative location.

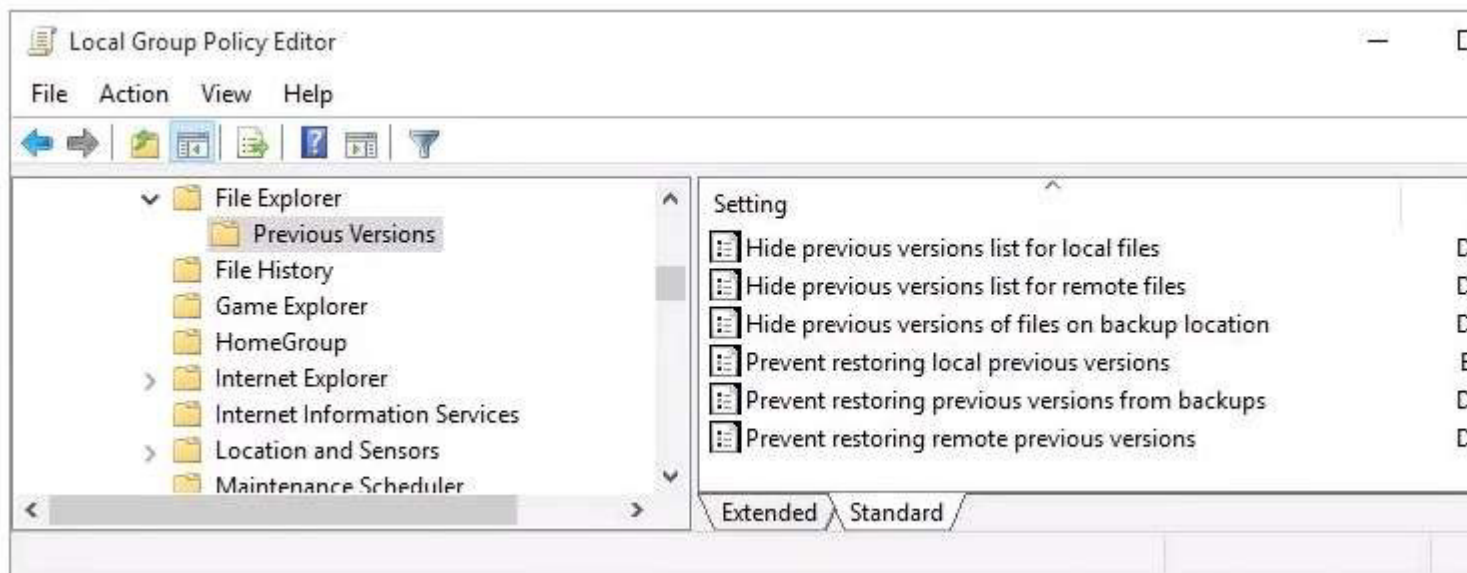
References:

<https://www.winhelp.us/file-history-in-windows-8.html>

QUESTION 9**HOTSPOT**

You have a standalone computer that runs Windows 10 Enterprise. The computer is configured to automatically back up files by using File History. The user of the computer uses the OneDrive desktop app to sync files.

The Previous Versions settings from the local group policy of the computer are shown in the following graphic.



Use the drop-down menus to select the answer choice that completes each statement based on the information presented in the graphic.

NOTE: Each correct selection is worth one point.

Hot Area:

Answer Area

If a user deletes a file from OneDrive by using File Explorer, the file [answer choice].

cannot be restored
can be restored from onedrive.com
can be restored by using the Previous

If a user deletes a file from a local drive by using File Explorer, the file [answer choice].

cannot be restored
can be restored from onedrive.com
can be restored by using Previous Ver

Correct Answer:

Answer Area

If a user deletes a file from OneDrive by using File Explorer, the file [answer choice].

cannot be restored
can be restored from onedrive.com
can be restored by using the Previous

If a user deletes a file from a local drive by using File Explorer, the file [answer choice].

cannot be restored
can be restored from onedrive.com
can be restored by using Previous Ver

Section: Manage updates and recovery
Explanation

Explanation/Reference:

Explanation:

When a file is deleted from the local OneDrive folder with File Explorer, the deletion is replicated to Onedrive.com and the file is moved to the OneDrive recycle bin. The deleted file can therefore be recovered from the Recycle Bin on Onedrive.com.

If a user deletes a file from a local drive by using File Explorer, the file cannot be restored. If the file is not in the OneDrive folder, it will not be a file that is synced to onedrive.com. We could use Previous Versions to restore the file but this is prevented by the Group Policy settings. The "Prevent restoring local previous versions" – Enabled group policy setting would prevent the previous version from being restored.

References:

<http://www.groovypost.com/howto/restore-deleted-files-local-onedrive-folder/>

QUESTION 10

You have a Windows 10 Enterprise computer named Computer1. Computer1 has File History enabled.

You create a folder named Folder1 in the root of the C: drive.

You need to ensure that Folder1 is protected by File History.

What are two possible ways to achieve the goal? Each correct answer presents a complete solution.

- A. From File Explorer, include Folder1 in an existing library.
- B. Modify the Advanced settings from the File History Control Panel item.
- C. From the Settings app, modify the Backup options.
- D. From File Explorer, modify the system attribute of Folder1.

Correct Answer: AC

Section: Manage updates and recovery

Explanation

Explanation/Reference:

Explanation:

By default, File History backs up all libraries. We can therefore ensure that Folder1 is protected by File History by adding the folder to a library.

The second method of ensuring that Folder1 is protected by File History is to add the folder location to File History. You do this by modifying the Backup options, not the File History Control Panel item as you might expect. In the Settings app, select Update & Security then Backup. Under the Back up using File History heading, select the Add a drive option.

References:

<https://www.winhelp.us/file-history-in-windows-8.html>

QUESTION 11

You have a computer named Computer1 that runs Windows 10 Enterprise. Computer1 is configured to receive Windows updates from the Internet.

If a user is logged on to Computer1, you need to prevent Computer1 from automatically restarting without the logged on user's consent after the installation of the Windows updates.

What should you do?

- A. Enable the **Defer upgrades** setting.
- B. Edit the Automatic App Update scheduled task.
- C. Configure the **Choose how updates are delivered** setting.
- D. Configure the **Choose how updates are installed** setting.

Correct Answer: D

Section: Manage updates and recovery

Explanation

Explanation/Reference:

Explanation:

In the **Choose how updates are installed** setting, you can use the drop-down menu to choose an option:

- Schedule a restart
- Automatically restart

The Schedule a restart option will allow the user to choose when the computer is restarted. Of the answers given, this is the only way to prevent Computer1 from automatically restarting without the logged on user's consent after the installation of the Windows updates.

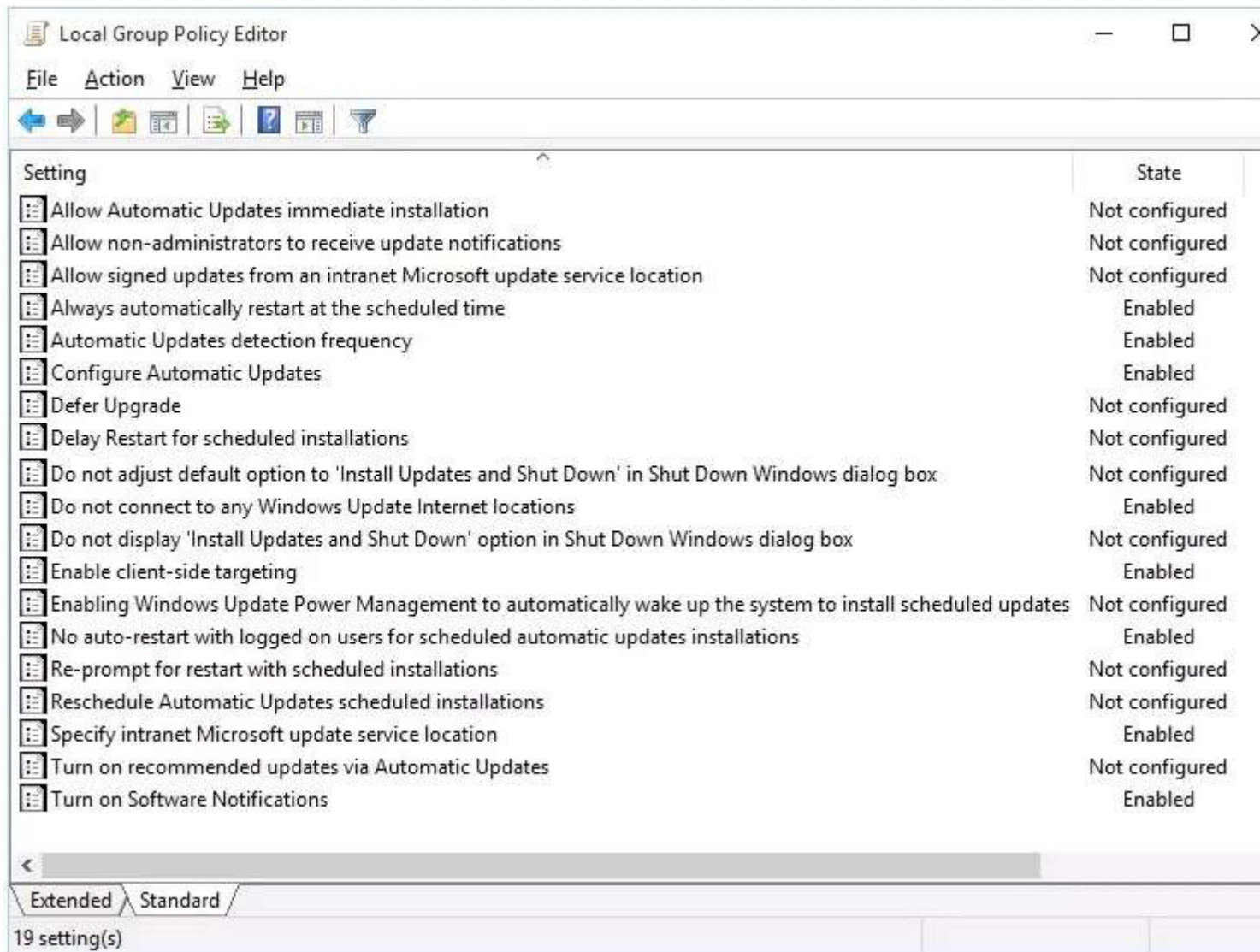
References:

<http://windows.microsoft.com/en-gb/windows-10/getstarted-choose-how-updates-are-installed>

QUESTION 12

HOTSPOT

You have a computer that runs Windows 10 Enterprise that has a local group policy as shown in the following graphic.



Use the drop-down menus to select the answer choice that completes each statement based on the information presented in the graphic.

NOTE: Each correct selection is worth one point.

Hot Area:

Answer Area

Windows updates will be downloaded from
[answer choice].

If a user is logged into the computer and an
update requires a restart, the computer will
[answer choice].

- Windows Server Update Services only
- Microsoft Windows Update servers only
- Windows Server Updates Services and Microsoft Windows Update servers
- restart when the user signs out
- restart within a maximum delay of 3 hours
- restart within a maximum delay of 3 days

Correct Answer:

Answer Area

Windows updates will be downloaded from
[answer choice].

If a user is logged into the computer and an
update requires a restart, the computer will
[answer choice].

- Windows Server Update Services only
- Microsoft Windows Update servers only
- Windows Server Updates Services and Microsoft Windows Update servers
- restart when the user signs out
- restart within a maximum delay of 3 hours
- restart within a maximum delay of 3 days

Section: Manage updates and recovery

Explanation

Explanation/Reference:

Explanation:

Windows Updates will be downloaded from Windows Server Update Services only. This is determined by the “Specify Intranet Microsoft Update Service Location” setting and the “Do not connect to any Windows Update Internet locations” setting both being ‘Enabled’.

In the “Specify Intranet Microsoft Update Service Location” setting, you can specify the name of the Windows Server Updates Services server.

If a user is logged into the computer and an update requires a restart, the computer will restart when the user signs out. This is determined by the “No auto-restart with logged on users for schedule automatic updates” setting being enabled. This group policy setting creates a registry key named

NoAutoRebootWithLoggedOnUsers and sets the value of the key to 1 (enabled).

With this setting enabled, you should be aware that the computer should be restarted at the earliest opportunity in order to complete the installation of the Windows Updates.

QUESTION 13

You use a Windows 8.1 tablet. The tablet receives Windows Update updates automatically from the Internet.

The tablet has Wi-Fi and is connected to a 3G mobile broadband Wi-Fi hot spot.

You need to minimize data usage while connected to this hot spot.

What should you do?

- A. Turn on Airplane Mode.
- B. Disable **File and Print Sharing** for mobile broadband connections.
- C. Configure the interface metric of IP settings for Wi-Fi connection as **1**.
- D. Edit the **Inbound Rule of Windows Firewall**, and then disable Internet Control Message Protocol (ICMP) traffic.
- E. Configure the broadband connection as a metered network.

Correct Answer: E

Section: Manage updates and recovery

Explanation

Explanation/Reference:

Explanation:

You can limit the bandwidth used by the broadband connection by configuring it as a metered network. A metered network is a network where data downloaded is 'metered' (measured) and you are charged for the amount of data downloaded.

Setting a connection as metered prevents Windows from automatically using bandwidth in a number of ways including the following:

- **Disables automatic downloading of Windows updates:** Windows won't automatically download updates from Windows Update on metered Internet connections. You'll get a "Download" button you can click whenever you want to install updates.
- **Disables automatic downloading of app updates:** The Windows Store won't automatically download updates for your installed "Store apps" on metered connections, either. Desktop apps like Chrome, Firefox, and others will continue updating themselves normally.
- **Tiles may not update:** Microsoft says that the live tiles on your Start menu or Start screen "may" stop updating on a metered connection:

References:

<http://www.howtogeek.com/226722/how-when-and-why-to-set-a-connection-as-metered-on-windows-10/>

QUESTION 14

A company has client computers that run Windows 10.

The client computer systems frequently use IPSec tunnels to securely transmit data.

You need to configure the IPSec tunnels to use 256-bit encryption keys.

Which encryption type should you use?

- A. 3DES
- B. DES
- C. RSA
- D. AES

Correct Answer: D

Section: Mixed Questions

Explanation

Explanation/Reference:

Explanation:

IPSec tunnels can be encrypted by 256-bit AES.

L2TP/IPsec allows multiprotocol traffic to be encrypted and then sent over any medium that supports point-to-point datagram delivery, such as IP or Asynchronous Transfer Mode (ATM).

The L2TP message is encrypted with one of the following protocols by using encryption keys generated from the IKE negotiation process: Advanced Encryption Standard (AES) 256, AES 192, AES 128, and 3DES encryption algorithms.

QUESTION 15

You administer a group of 10 client computers that run Windows 10. The client computers are members of a local workgroup. Employees log on to the client computers by using their Microsoft accounts. The company plans to use Windows BitLocker Drive Encryption. You need to back up the BitLocker recovery key.

Which two options can you use? (Each correct answer presents a complete solution. Choose two.)

- A. Save the recovery key to a file on the BitLocker-encrypted drive.
- B. Save the recovery key in the Credential Store.
- C. Save the recovery key to OneDrive.
- D. Print the recovery key.

Correct Answer: CD

Section: Mixed Questions

Explanation

Explanation/Reference:

Explanation:

C: The BitLocker recovery key is saved in your OneDrive account in the cloud.

D: The recovery key can be printed.

References: <https://support.microsoft.com/en-us/help/17133/windows-8-bitlocker-recovery-keys-frequently-asked-questions>

QUESTION 16

You are using sysprep to prepare a system for imaging.

You want to reset the security ID (SID) and clear the event logs.

Which option should you use?

- A. /generalize
- B. /oobe
- C. /audit
- D. /unattend

Correct Answer: A

Section: Mixed Questions

Explanation

Explanation/Reference:

Explanation:

Generalize prepares the Windows installation to be imaged.

If this option is specified, all unique system information is removed from the Windows installation. The security ID (SID) resets, any system restore points are cleared, and event logs are deleted.

The next time the computer starts, the specialize configuration pass runs. A new security ID (SID) is created, and the clock for Windows activation resets, if the clock has not already been reset three times.

QUESTION 17

Group Policy is a set of rules which control the working environment of user accounts and computer accounts. Group Policy provides the centralized management and configuration of operating systems, applications and

users' settings in an Active Directory environment.

In other words, Group Policy in part controls what users can and can't do on a computer system.

Which one of these policies requires a reboot?

- A. Turn off Windows Defender
- B. Turn off Autoplay for non-volume devices
- C. Disable Active Desktop
- D. Turn off Data Execution Prevention for Explorer

Correct Answer: D

Section: Mixed Questions

Explanation

Explanation/Reference:

Explanation:

A reboot is REQUIRED when turning off Data Execution Prevention (DEP) for Explorer.

QUESTION 18

Which term is used to refer to installing apps directly to a device without going through the Windows Store?

- A. SQL Injection
- B. BranchCache
- C. DLL Hijack
- D. Sideload

Correct Answer: D

Section: Mixed Questions

Explanation

Explanation/Reference:

Explanation:

When you sideload an app, you deploy a signed app package to a device. You maintain the signing, hosting, and deployment of these apps, instead of installing the apps from Windows Store.

QUESTION 19

DRAG DROP

A company has a main office located in Miami, and branch offices in Boston, Los Angeles and Portland. The Office Networks are configured as described in the following table.

City	Network
Boston	10.30.0.0/24
Los Angeles	10.40.0.0/24
Miami	10.10.0.0/16
Portland	10.20.0.0/16

A management computer in the main office, named COMPUTER1, runs windows 8 and several third-party management applications.

- Ensure that only users in the Boston office can connect to COMPUTER1 by using http.
- Ensure that only users in the Los Angeles office can connect COMPUTER1 by using https
- Ensure that only users in th Portland office can connect to COMPUTER1 by using FTP.

You are configuring access to COMPUTER1. How should you configure windows firewall?

Select and Place:

Source network	Answer Area			
	Protocol	Source Network	Port Number	IP Ty
10.10.0.0/16	FTP			
10.20.0.0/16	HTTP			
10.30.0.0/24	HTTPS			
10.40.0.0/24				

Port number
21
22
80
443

IP type
TCP
UDP

Correct Answer:

Source network	Answer Area		
10.10.0.0/16			
10.20.0.0/16			
10.30.0.0/24			
10.40.0.0/24			
Port number			
21			
22			
80			
443			
IP type			
TCP			
UDP			

Protocol	Source Network	Port Number	IP Ty
FTP	10.20.0.0/16	21	TCP
HTTP	10.30.0.0/24	80	TCP
HTTPS	10.40.0.0/24	443	TCP

Section: Mixed Questions

Explanation

Explanation/Reference:

Explanation:

* First Row: 10.20.0.0/16, 21, TCP

The Portland users, on network 10.20.0.0/16, need FTP, which uses TCP port 21.

* Second Row: 10.30.0.0/16, 80, TCP

The Boston users, on network 10.30.0.0/16, need HTTP, which uses TCP port 80.

* Third row: 10.40.0.0/16, 443, TCP

The Los Angeles users, on network 10.40.0.0/16, need HTTPS, which uses TCP port 443.

References: https://en.wikipedia.org/wiki/List_of_TCP_and_UDP_port_numbers

QUESTION 20

DRAG DROP

You administer Windows 10 Enterprise computers. Your company has a team of technical writers that is preparing technical manuals and help files. The team manager wants to ensure that the technical writers are

able to restore any documents that been modified within the last year.

You need to ensure that the technical writers can restore Microsoft Word files to any previous versions for up to one year.

Which three actions should you perform in sequence?

Select and Place:

Actions	Answers
Create a network share, configure NTFS, and then share permissions.	
Turn on System Protection and create a restore point.	
Turn on File History.	
Configure the Keep Saved Versions setting	

Correct Answer:

Actions	Answers
	Create a network share, configure NTFS, and
Turn on System Protection and create a restore point.	Configure the Keep Saved Versions setting
	Turn on File History.

Section: Mixed Questions

Explanation

Explanation/Reference:

Explanation:

We need a NTFS folder.

In the Advanced settings we can configure the Keep Saved Versions settings.

Finally we turn on File History.

QUESTION 21

DRAG DROP

You manage update compliance for Windows 10 desktop computers that are part of a domain. You need to configure new desktops to automatically receive updates from an intranet resource that you manage.

Which three actions should you perform in sequence?

Select and Place:

Actions	Answers
Configure a computer group and put all Windows 8.1 desktops into the OU. Enable client-side targeting in the GPO	
On the desktop computer, run the command gpupdate /force.	
Create a GPO that enables automatic updates. Configure the GPO to use an internal server as the update repository.	
On the desktop, under Update and Recovery, select Install updates automatically (recommended)	

Correct Answer:

Actions	Answers
Configure a computer group and put all Windows 8.1 desktops into the OU. Enable client-side targeting in the GPO	Create a GPO that enables automatic updates. Configure the GPO to use an internal server as the update repository.
	On the desktop computer, run the command gpupdate /force.
	On the desktop, under Update and Recovery, select Install updates automatically (recommended)

Section: Mixed Questions

Explanation

Explanation/Reference:

Explanation:

Box 1: Create a GPO that enables automatic updates through the intranet source.

Box 2: gpupdate /force

The Gpupdate command refreshes local and Active Directory-based Group Policy settings, including security settings. The /force ignores all processing optimizations and reapplies all settings.

Box 3: Configure the clients to install updates automatically.

References: <https://technet.microsoft.com/en-us/library/bb490983.aspx>

QUESTION 22

DRAG DROP

You work for a small company that uses Windows 10 computers. The computers are joined to a homegroup. You want to share an existing folder named Research. It is located in the Documents folder.

You need to give users the ability to change the files in this folder. Which three actions should you perform in sequence?

Select and Place:

Actions	Answer
Under Permission level, choose Read / Write.	
Under Choose People to Share With, add the home group.	
Right-click the Research folder.	
Enable sharing of the Documents folder in the homegroup settings.	
Under Share With, choose HomeGroup (view and edit).	

Correct Answer:

Actions	Answer
Under Permission level, choose Read / Write.	Right-click the Research folder.
	Under Choose People to Share With, add the home group.
	Under Share With, choose HomeGroup (view and edit).
Enable sharing of the Documents folder in the homegroup settings.	

Section: Mixed Questions

Explanation

Explanation/Reference:

Explanation:

Box 1: Right-click on the Research folder.

Select the folder.

Box 2: Share it with the home group.

Finally we need to change the level of access, which by default is view.

Box 3: Under Share With, choose HomeGroup (View and edit).

References: <https://support.microsoft.com/en-us/help/17145/windows-homegroup-from-start-to-finish>

QUESTION 23

DRAG DROP

You have a Windows 8 computer. You need to migrate from Windows 8 to Windows 10 while retaining as much data as possible. You load the Windows 10 media into the DVD drive.

Which three actions should you perform next in sequence?

Select and Place:

Actions	Answers
Under installation options, choose Keep personal files.	
Run the Setup.exe file from the DVD.	
Enter the license key.	
Under installation options, choose Windows settings.	

Correct Answer:

Actions	Answers
	Run the Setup.exe file from the DVD.
	Enter the license key.
	Under installation options, choose Keep personal files.
Under installation options, choose Windows settings.	

Section: Mixed Questions

Explanation

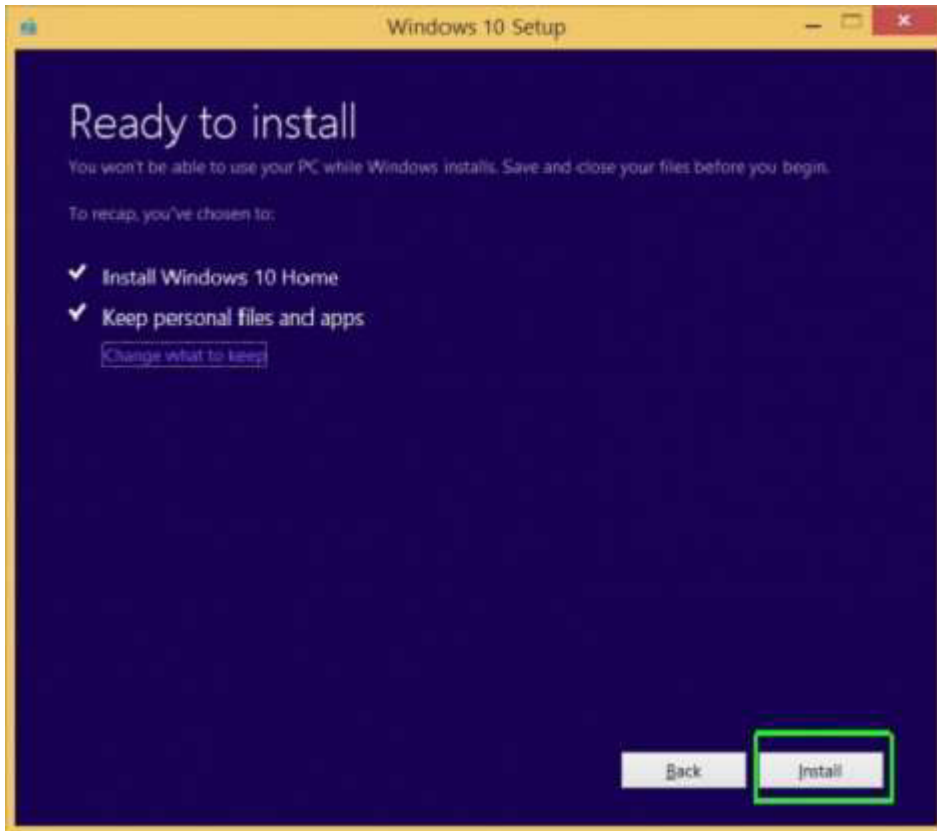
Explanation/Reference:

Explanation:

Box 1: Run the Setup.exe file from the DVD.
Launch setup.exe on the DVD drive to start the upgrade process.

Box 2: Enter the license key.
You will be prompted for the licence key.

Box 3: Under the installation, choose Keep personal files.

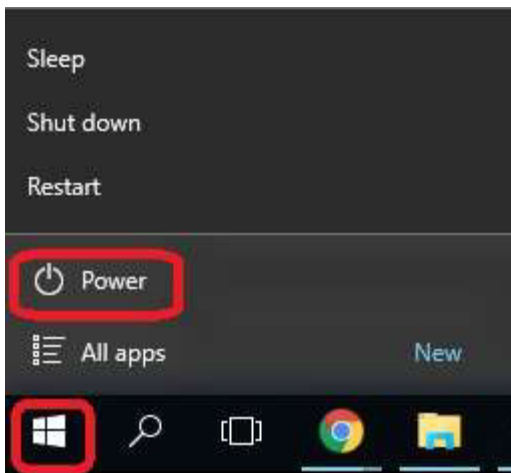


References:<http://www.laptopmag.com/articles/how-to-upgrade-windows-10>

QUESTION 24

DRAG DROP

You administer Windows 8 Pro computers in your company network. You discover that Sleep, Shut down and Restart are the only options available when you select the Power button as shown in the following exhibit (Click the Exhibit button.)



You need to enable hibernation on the computer.

Which three steps should you perform in sequence?

Select and Place:

Actions	Answers
Change the When I press the power button menu settings.	
From the Charm Bar, open Change PC settings .	
Select Don't require a password	
Select What the power button does .	

Correct Answer:

Actions	Answers
	From the Charm Bar, open Change PC settings .
	Select What the power button does .
Select Don't require a password	Change the When I press the power button menu settings.

Section: Mixed Questions

Explanation

Explanation/Reference:

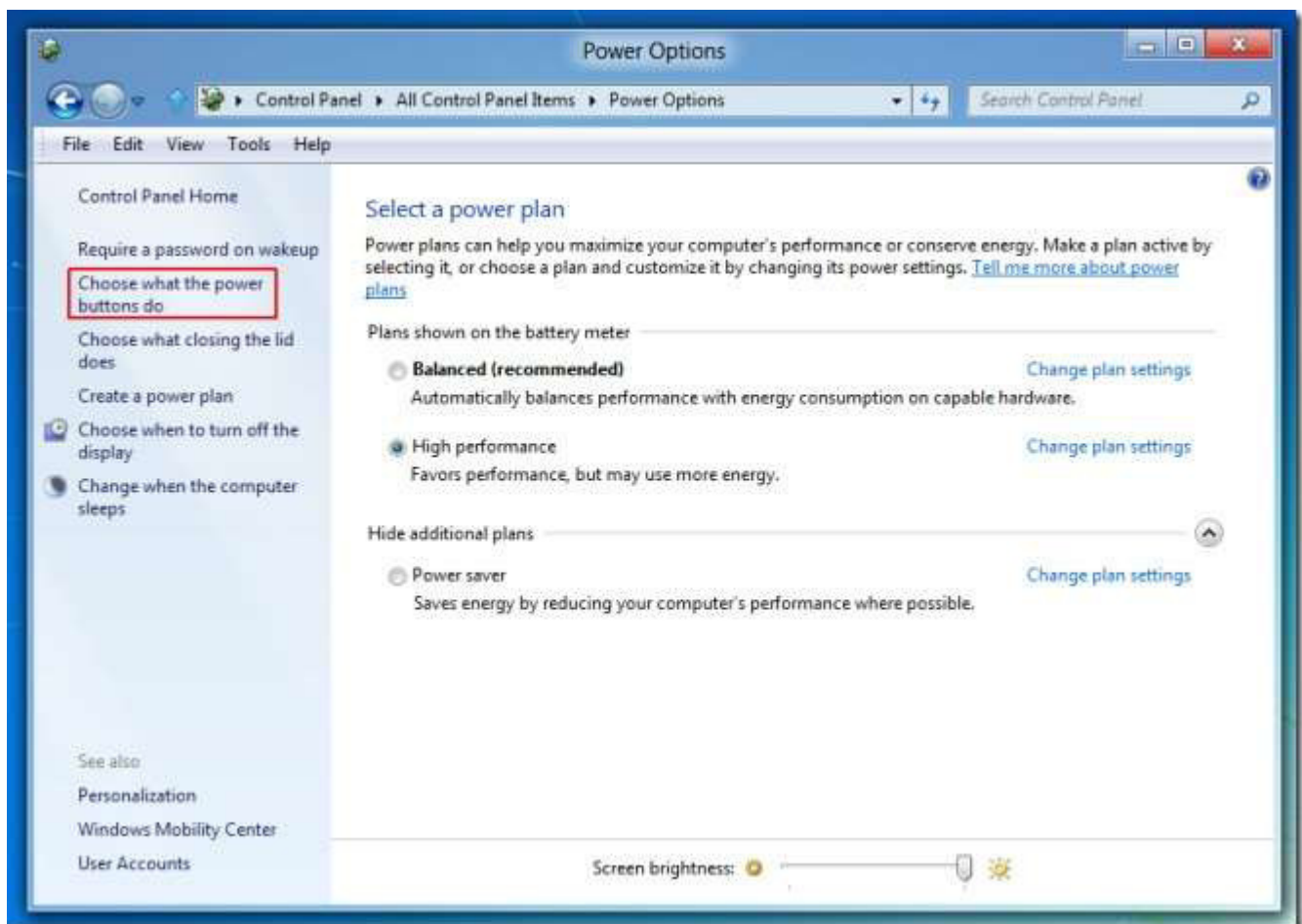
Explanation:

Box 1: From the Charm Bar, open Change PC settings.

The Settings options of the Charm bar let you quickly tweak your computer's six major settings: WiFi/Network, Volume, Screen, Notifications, Power, and Keyboard/Language.

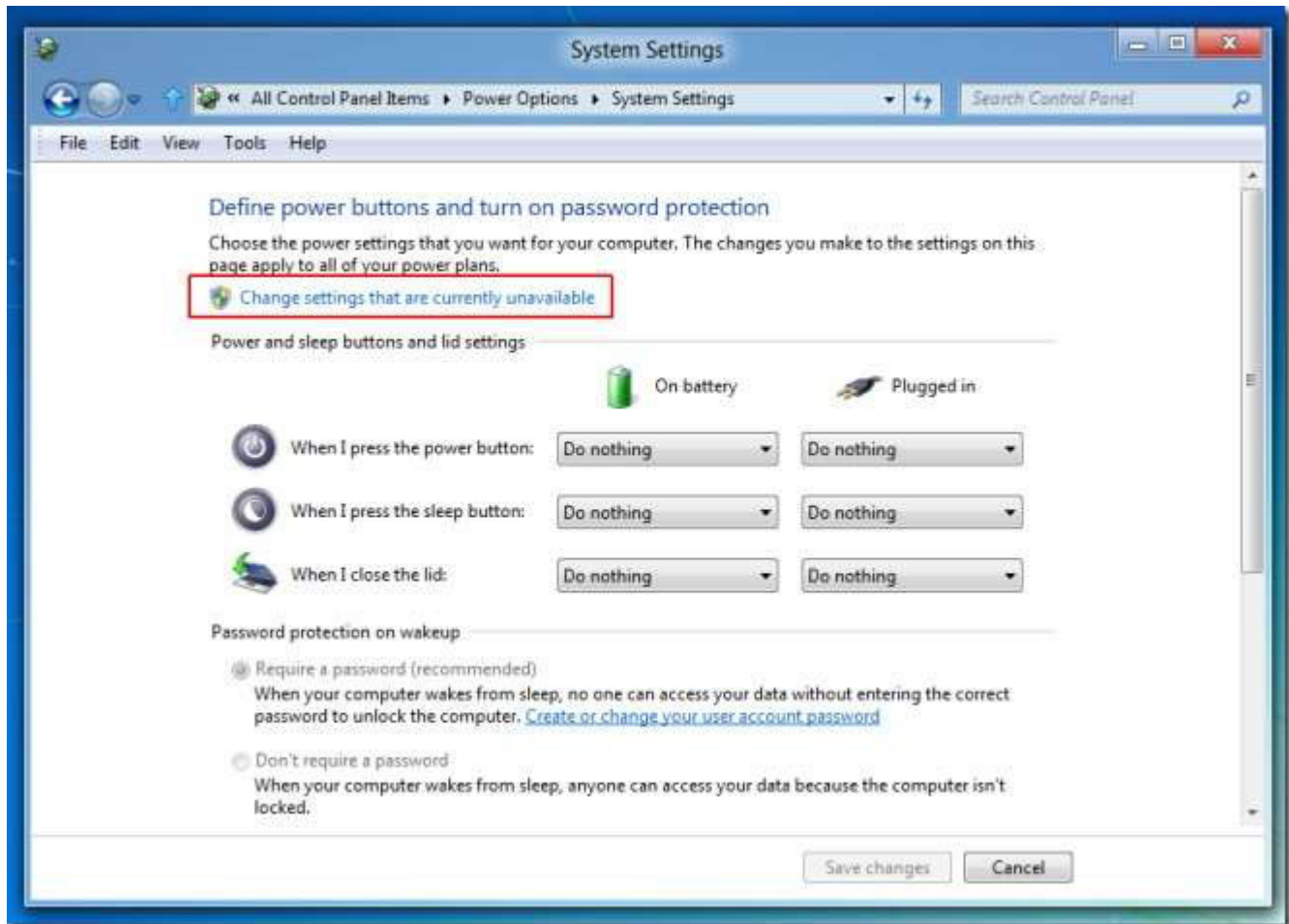


Box 2: Select What the power button does.
In Power options, select Choose what the power button does.

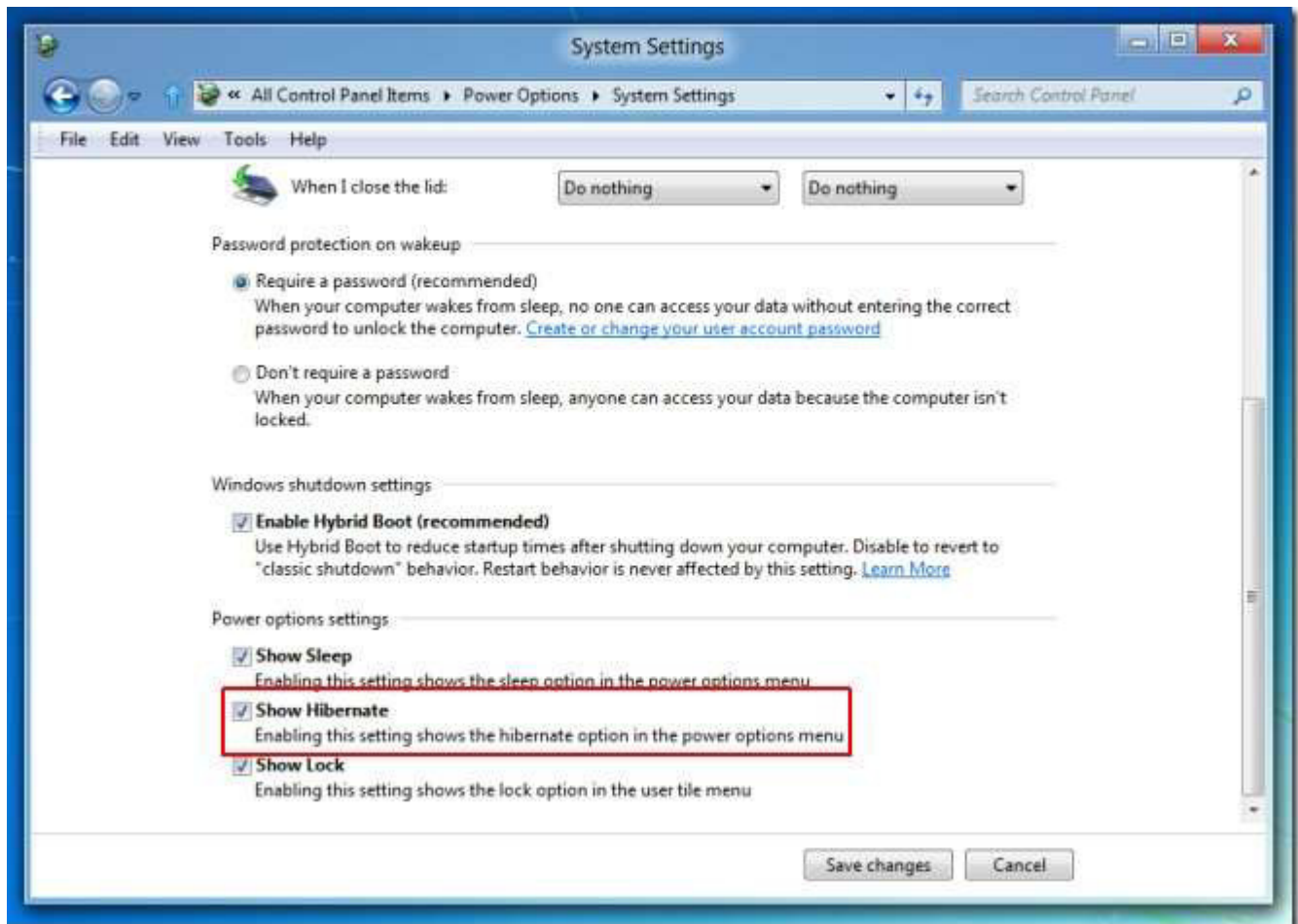


Box 3: Change the When I press the power button menu settings.

Now select the option that says “Change settings that are currently unavailable”.



This will provide you with the option to enable Hibernation. Check Show Hibernation option to enable and click Save Changes.



References:<http://www.addictivetips.com/windows-tips/how-to-enable-windows-8-hibernate-option/>

QUESTION 25

DRAG DROP

You administer 50 laptops that run Windows 7 Professional 32-bit. You want to install Windows 10 Enterprise 64-bit on every laptop. Users will keep their own laptops.

You need to ensure that user application settings, Windows settings, and user files are maintained after Windows 8 Pro is installed.

Which four actions should you perform in sequence?

Select and Place:

Answer Area

Run the **Scanstate.exe c:\store / i:migdocs.xml /i:migapp.xml /v:13 /c / hardlink /nocompress** command.

Copy the User State Migration Tool (USMT) files and tools to the source computer.

Run the **Scanstate.exe c:\store / i:migdocs.xml /i:migapp.xml /v:13 / c** command.

Install Windows 8 Pro on the existing Windows partition with no formatting or repartitioning. Install standard operating environment applications.

Run the **Loadstate.exe c:\store / i:migdocs.xml /i:migapp.xml /v:13 /c / hardlink /nocompress** command.

Install Windows 8 Pro by deleting all existing partitions and creating a new one. Install standard operating environment applications.

Correct Answer:

	Answer Area
	Copy the User State Migration Tool (USMT) files to the source computer.
Run the Scanstate.exe c:\store / i:migdocs.xml /i:migapp.xml /v:13 /c /hardlink /nocompress command.	Run the Scanstate.exe c:\store / i:migdocs.xml /i:migapp.xml /v:13 /c /hardlink /nocompress command.
Install Windows 8 Pro on the existing Windows partition with no formatting or repartitioning. Install standard operating environment applications.	Install Windows 8 Pro by deleting all existing partitions and creating a new one. Install standard operating environment applications.
	Run the Loadstate.exe c:\store / i:migdocs.xml /i:migapp.xml /v:13 /c /hardlink /nocompress command.

Section: Mixed Questions

Explanation

Explanation/Reference:

Explanation:

Box 1: First we copy the User State Migration Tool to the source computer.

Box 2: Scanstate with /nocompress

The ScanState command is used with the User State Migration Tool (USMT) 5.0 to scan the source computer, collect the files and settings, and create a store.

We use the /nocompress option as the only available loadstate option, in step 4, uses /nocompress.

Box 3: Delete old partitions, and install windows 8 on a new partition.

After you create a migration store on a server, you will install Windows 8 and load the files and settings from that migration store onto the destination computer. You can reformat the source computer (PC refresh) and use it as your destination computer, or you can use an additional computer (PC replacement).

Box 4: Loadstate

To apply migrated data to your hard drives, you connect the computer to your network, install USMT (this step is missing in this question), and then run LoadState.

References:

<https://technet.microsoft.com/en-us/library/hh824873.aspx>

QUESTION 26

DRAG DROP

You administer desktop computers that run Windows 8 Enterprise and are members of an Active Directory

domain.

A new security policy states that all traffic between computers in the research department must be encrypted and authenticated by using Kerberos V5. You need to configure the requested traffic authentication settings by using Windows Firewall with Advanced Settings.

Which three actions should you perform in sequence?

Select and Place:

	Answer Area
Select Require authentication for inbound and outbound connection , and then for authentication method, select Computer (Kerberos V5) .	
Select Allow on app or feature through Windows Firewall .	
Click to expand Inbound Rule , and then select New Rule .	
Select the rule type Isolation , and then add the IP addresses of the research department computers.	
Click to expand Outbound Rule , and then select New Rule .	
Click to expand Connection Security Rule , and then select New Rule .	
Select the rule type Server-to-Server , and then add the IP addresses of the research department computers.	

Correct Answer:

	Answer Area
	Click to expand Connection Security Rule , and then select New Rule .
Select Allow on app or feature through Windows Firewall .	Select the rule type Isolation , and then add the IP addresses of the research department computers.
Click to expand Inbound Rule , and then select New Rule .	Select Require authentication for inbound and outbound connection , and then for authentication method, select Computer (Kerberos V5) .
Click to expand Outbound Rule , and then select New Rule .	
Select the rule type Server-to-Server , and then add the IP addresses of the research department computers.	

Section: Mixed Questions

Explanation

Explanation/Reference:

Explanation:

- (Step 1) In the Windows Firewall with Advanced Security MMC snap-in, right-click Connection Security Rules, and then click New Rule.
- (Step 2) On the Rule Type page, click Isolation, and then click Next. (The Kerberos option in step 4 below is available only when you specify an Isolation or Custom rule type.)
- On the Requirements page, confirm that Request authentication for inbound and outbound connections selected, and then click Next.
- (Step 3) On the Authentication Method page, click Computer and user (Kerberos V5), and then click Next.
- On the Profile page, clear the Private and Public check boxes, and then click Next.
- On the Name page, type Request Inbound Request Outbound, and then click Finish.

References:

QUESTION 27

DRAG DROP

Your network contains an Active Directory domain and 100 Windows 10 Enterprise client computers. All software is deployed by using Microsoft Application Virtualization (App-V) 5.0.

Users are NOT configured as local administrators. Your company purchases a subscription to Microsoft Office 365 that includes Office 365 ProPlus.

You need to create an App-V package for Office 365 ProPlus.

Which three actions should you perform in sequence?

Select and Place:

Actions	Answer Area
Run the App-V Sequencer.	
Download the Office Deployment Tool for Click-to-Run.	
Run Setup /Download.	
Run the Office Customization Tool (OCT).	
Run Setup /Packager.	
Run Setup /Admin.	

Correct Answer:

Actions	Answer Area
Run the App-V Sequencer.	Download the Office Deployment Tool for
	Run Setup /Download.
	Run Setup /Packager.
Run the Office Customization Tool (OCT).	
Run Setup /Admin.	

Section: Mixed Questions

Explanation

Explanation/Reference:

Explanation:

Step 1: First we download the Office Deployment Tool for Click-to Run.

Step 2: We use the tool to download files to create an Office 15 installation with the Run Setup/Download command.

Step 3: Finally we produce the App-V package with by running the Setup /Packager.

The Office Deployment Tool allows the administrator to customize and manage Office 2013 Volume License or Office 365 Click-to-Run deployments.

The Office Deployment Tool Setup runs the following tasks:
Setup /Download – Downloads files to create an Office 15 installation
Setup /Configure – Adds, removes, or configures an Office 15 installation
Setup /Packager – Produces an Office 15 App-V package

QUESTION 28

DRAG DROP

You administer computers that run Windows 8. The computers on your network are produced by various manufacturers and often require custom drivers.

You need to design a recovery solution that allows the repair of any of the computers by using a Windows Recovery Environment (WinRE).

In which order should you perform the actions?

Select and Place:

The screenshot shows a drag-and-drop interface for a Windows Recovery Environment (WinRE) recovery solution. On the left, there is a list of actions: "Create a bootable WinRE Recovery media.", "Extract WinRE files from the Windows Assessment and Deployment Kit (ADK).", "Unmount the image file.", "Add additional drivers.", "Mount the WinRE image file.", and "Commit the changes.". On the right, there is an "Answer Area" which is currently empty. A vertical bar with left and right arrows is positioned between the list of actions and the answer area.

Correct Answer:

The screenshot shows the correct answer for the WinRE recovery solution. The actions are ordered as follows: "Extract WinRE files from the Windows Assessment and Deployment Kit (ADK).", "Mount the WinRE image file.", "Add additional drivers.", "Commit the changes.", "Unmount the image file.", and "Create a bootable WinRE Recovery media.". The interface is the same as the one above, but the actions are now in the correct order in the answer area.

Section: Mixed Questions
Explanation

Explanation/Reference:

Explanation:

- The Windows Assessment and Deployment Kit (Windows ADK) is a collection of tools and documentation that you can use to customize, assess, and deploy Windows operating systems to new computers.
- Walkthrough: Create a Custom Windows PE Image
 - Step 1: Set Up a Windows PE Build Environment On your technician computer, click Start, point to All Programs, point to Windows OPK or Windows AIK, and then click Windows PE Tools Command Prompt. The menu shortcut opens a Command Prompt window and automatically sets environment variables to point to all the necessary tools. By default, all tools are installed at C:\Program Files\version\Tools, where version can be Windows OPK or Windows AIK. Etc.
 - Step 2: Mount the Base Windows PE Image
 - Step 3: Add Boot-Critical Drivers
 - Add Optional Components
 - Add Language Support (Optional)
 - Add More Customization (Optional)
 - Step 4-5: Commit Changes and unmount the image file. In this step, you commit the changes to the original image file (Winpe.wim) by using the ImageX /unmount option with the /commit option. For example:
imagex /unmount c:\winpe_x86\mount /commit
 - Step 6: You now have a customized Windows PE RAM disk image that you can place on bootable media, like a CD-ROM or a UFD.

References:[https://technet.microsoft.com/en-us/library/cc709665\(v=ws.10\).aspx](https://technet.microsoft.com/en-us/library/cc709665(v=ws.10).aspx)

QUESTION 29

DRAG DROP

A local printer named PRINTER1 is shared from a client computer named COMPUTER1 that run a 32-bit version of Windows 10. A workgroup contains client computers that run a 64-bit version of Windows 10.

Computers in the workgroup can't currently print to PRINTER1.

You need to ensure that the workgroup computers can print to PRINTER1.

Which three actions should you perform in sequence? To answer, move the appropriate actions to the answer area and arrange them in the correct order.

Select and Place:

Connect the workgroup computers to PRINTER1.

Add the driver on COMPUTER1.

Obtain the 32-bit driver for PRINTER1.

Obtain the 64-bit driver for PRINTER1.

Install the driver on one computer in the workgroup.

Correct Answer:



Section: Mixed Questions

Explanation

Explanation/Reference:

Explanation:

You can very well add a 64-bit printer driver to a local printer on a 32-bit Windows operating system. After the 64-bit driver has been added connect the 64-bit Windows 10 computers to the printer.

References:<https://support.microsoft.com/en-us/kb/3041911>

QUESTION 30

Your network contains an Active Directory domain. The domain contains 100 computers that run Windows 10.

You plan to develop a line-of-business application and to deploy the application by using Windows Store for Business.

You need to ensure that users can see the private store of your company when they sign in to the Windows Store for Business.

What should you do first?

- A. Provision a Windows Dev Center dev account for each user.
- B. Assign the Windows Store Purchaser role to each user.
- C. Assign the Windows Store Admin role to each user.
- D. Provision a Microsoft Azure Active Directory (Azure AD) account for each user.
- E. Provision a Microsoft account for each user.

Correct Answer: D

Section: Mixed Questions

Explanation

Explanation/Reference:

Explanation:

QUESTION 31

DRAG DROP

You have a line-of-business universal app named App1. You have an image of Windows 10 Enterprise named

Image1.

Image1 is mounted to the C:\Folder1 folder on a Windows 10 Enterprise computer named Computer1. The source for App1 is in the C:\Folder2 folder.

You need to ensure that App1 is included in Image1.

What command should you run on Computer1? To answer, drag the appropriate values to the correct locations. Each value may be used once, more than once, or not at all. You may need to drag the split bar between panes or scroll to view content.

Select and Place:

Values	Answer Area		
Add-AppxPackage	<table border="1"><tr><td>Value</td><td>Value</td></tr></table>	Value	Value
Value	Value		
Add-AppxProvisionedPackage			
-Online	<table border="1"><tr><td>Value</td><td>C:\Folder2\App1.appx</td></tr></table>	Value	C:\Folder2\App1.appx
Value	C:\Folder2\App1.appx		
-PackagePath			
-Path			
-SkipLicense			

Correct Answer:

Values	Answer Area
Add-AppxPackage	Add-AppxProvisionedPackage -Path
-Online	-PackagePath C:\Folder2\App1.appx -Skip

Section: Mixed Questions

Explanation

Explanation/Reference:

Explanation:

References:

<https://technet.microsoft.com/en-us/library/dn376490.aspx>

QUESTION 32

DRAG DROP

You have a computer that runs Windows 10.

You need to meet the following requirements:

- Users must use complex passwords.
- Users must change their password every 180 days.
- Users must be prompted to change their password seven days before the password expires.

Which policy setting should you configure for each requirement? To answer, drag the appropriate policy settings to the correct requirements. Each policy setting may be used once, more than once, or not at all. You may need to drag the split bar between panes or scroll to view content.

Select and Place:

Account Lockout Policy

Audit Policy

Password Policy

Security Options

User Rights Assignment

Answer Area

Users must change their password every 180 days

Users must use complex passwords

**Users must be prompted to change their password
seven days before the password expires**

Correct Answer:

Account Lockout Policy

Audit Policy

Password Policy

Security Options

User Rights Assignment

Answer Area

Users must change their password every 180 days

Users must use complex passwords

**Users must be prompted to change their password
seven days before the password expires**

Section: Mixed Questions**Explanation****Explanation/Reference:**

Explanation:

References:

[https://technet.microsoft.com/en-us/library/jj852243\(v=ws.11\).aspx](https://technet.microsoft.com/en-us/library/jj852243(v=ws.11).aspx)

QUESTION 33

You administer Windows 10 Enterprise client computers in your company network.

You change settings on a reference computer by using the Windows Firewall with Advanced Security tool. You want to apply the same settings to other computers.

You need to save the Windows Firewall with Advanced Security configuration settings from the reference computer. You also need to be able to import the configuration settings into a Group Policy object later.

What should you do?

- A. Open Local Group Policy Editor, select the Windows Firewall with Advanced Security node, and then select the Export Policy action.
- B. Run the `netsh advfirewall export c:\settings.wfw` command.
- C. Run the `netsh firewall export c:\settings.xml` command.
- D. Run the `netsh advfirewall export c:\settings.xml` command

Correct Answer: B

Section: Mixed Questions**Explanation****Explanation/Reference:**

Explanation:

References: [https://docs.microsoft.com/en-us/previous-versions/windows/it-pro/windows-server-2008-R2-and-2008/cc771920\(v=ws.10\)#BKMK_1_export](https://docs.microsoft.com/en-us/previous-versions/windows/it-pro/windows-server-2008-R2-and-2008/cc771920(v=ws.10)#BKMK_1_export)

QUESTION 34

A company has 100 Windows 10 Enterprise client computers. The client computers are members of a workgroup.

A custom application requires a Windows Firewall exception on each client computer.

You need to configure the exception on the client computers without affecting existing firewall settings.

Which Windows PowerShell cmdlet should you run on each client computer?

- A. `Set-NetFirewallRule`
- B. `New-NetFirewallRule`
- C. `New-NetIPSecMairModeRule`
- D. `Set-NetFirewallProfile`
- E. `Set-NetFirewallSetting`

Correct Answer: B

Section: Mixed Questions**Explanation****Explanation/Reference:**

Explanation:

References:

<https://technet.microsoft.com/en-us/library/jj554908.aspx>

QUESTION 35

You administer Windows 10 Enterprise client computers in your company network.

A user reports that her Internet connection is slower than usual.

You need to identify the Process Identifiers (PIDs) of applications that are making connections to the Internet.

Which command should you run?

- A. netstat -an
- B. netsh show netdls
- C. netsh set audit-logging
- D. netstat -o
- E. ipconfig /showclassid

Correct Answer: D

Section: Mixed Questions

Explanation

Explanation/Reference:

Explanation:

QUESTION 36

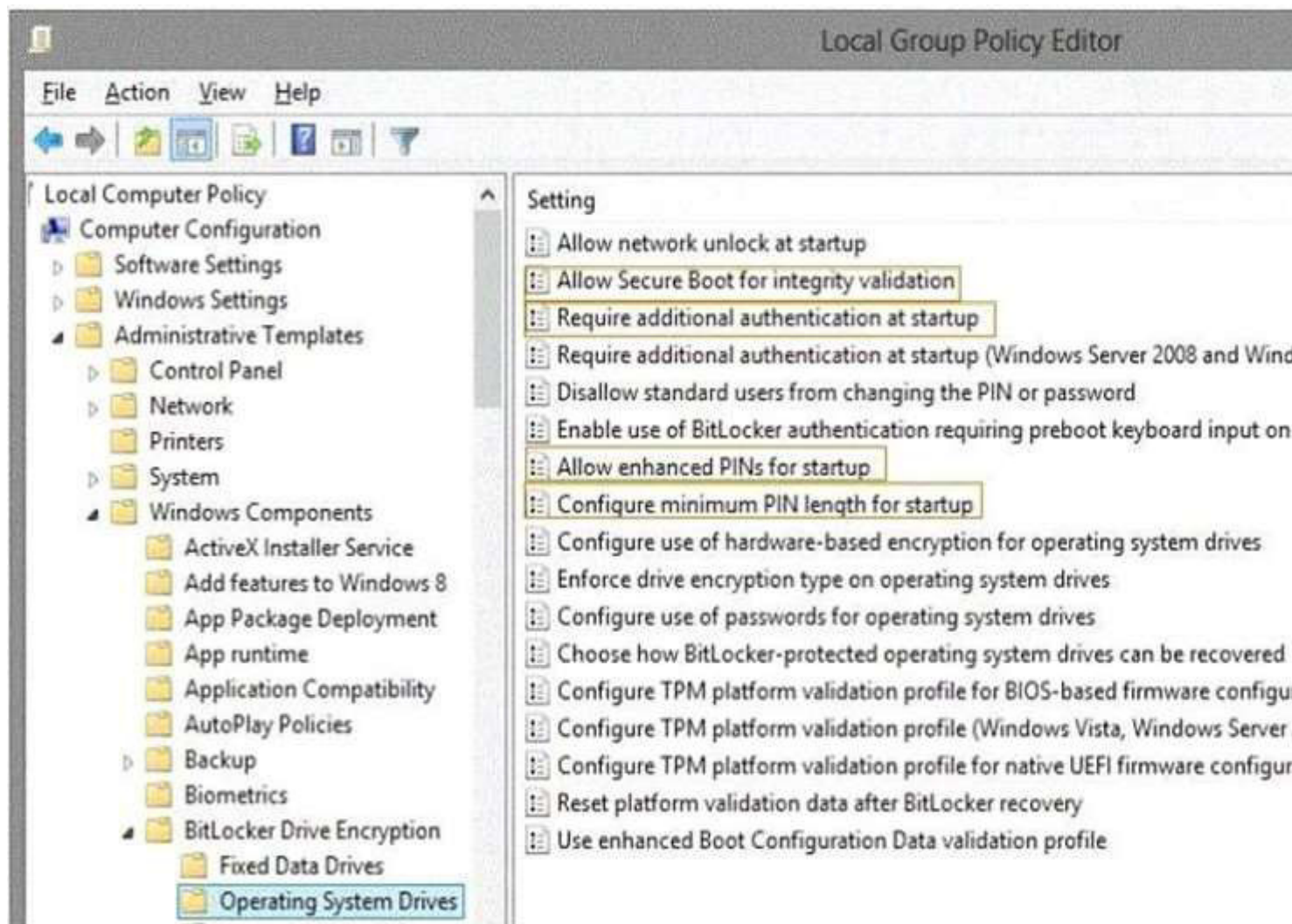
HOTSPOT

You administer Windows 10 Enterprise computers in your company network. All computers include Windows 10 Enterprise compatible Trusted Platform Module (TPM).

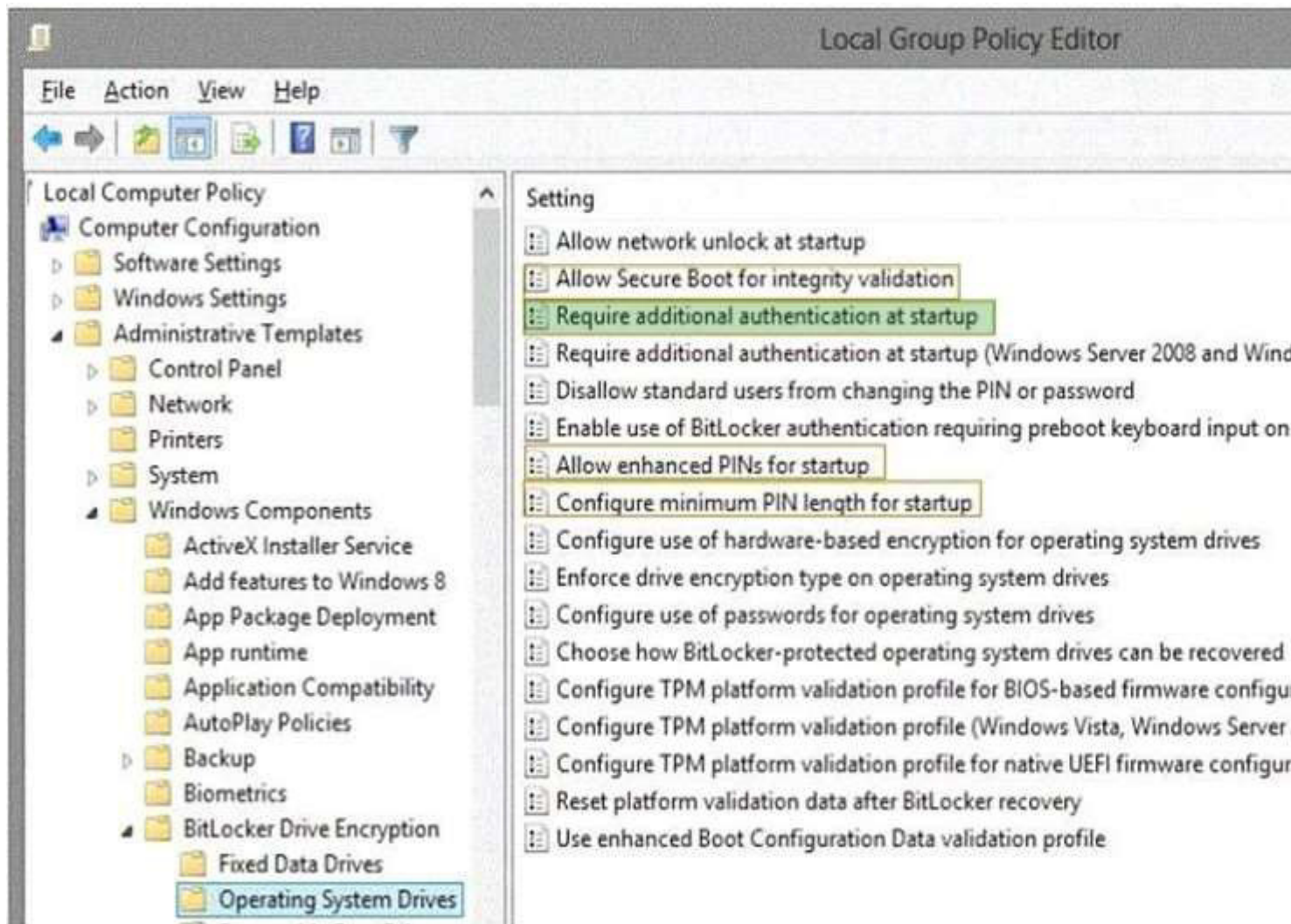
You configure a computer that will run a credit card processing application.

You need to ensure that the computer requires a user to enter a PIN code when starting the computer.

Hot Area:



Correct Answer:



Section: Mixed Questions

Explanation

Explanation/Reference:

References:

<http://www.howtogeek.com/192894/how-to-set-up-bitlocker-encryption-on-windows/>

QUESTION 37

HOTSPOT

You plan to use a Group Policy to configure the power settings of several laptops.

You need to ensure that the laptops meet the following requirements:

- Enter hibernation mode when the lid is closed.
- Enter sleep mode when the battery level is critical.

Which two Power Management Group Policy settings should you modify? To answer, select the appropriate settings in the answer area.

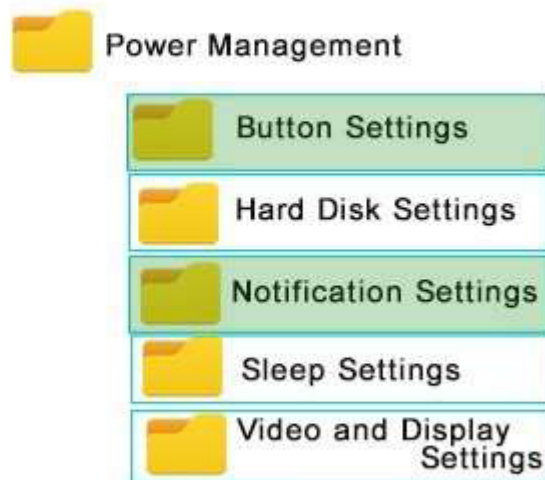
Hot Area:

Answer Area



Correct Answer:

Answer Area



Section: Mixed Questions
Explanation

Explanation/Reference:

Explanation:

References: <http://www.thewindowsclub.com/change-critical-low-level-battery-action-windows-8-7>

QUESTION 38

You are the network administrator for Contoso, Ltd. Many users have Windows 10 Enterprise laptops, and your IT department configures all of them to use BitLocker on all fixed drives.

Many users carry sensitive corporate data on their USB drives.

You need to enable BitLocker for these USB drives.

Which key protector option should you use?

- A. a smartcard
- B. a startup key
- C. TPM+PIN
- D. TPM+Password

Correct Answer: A

Section: Mixed Questions

Explanation

Explanation/Reference:

Explanation:

You have two options. You can choose Password (not TPM+Password) or Smartcard.

QUESTION 39

HOTSPOT

You have an Active Directory domain named contoso.com. You have a server that runs Windows Server 2012 R2 and that is a Remote Desktop server.

The RD Web Access Web application settings are shown in the following graphic.

SERVER1 > Sites > Default Web Site > RDWeb > Pages >

File View Help

Connections



- Start Page
- SERVER1 (CONTOSO)\adminis
 - Application Pools
 - Sites
 - Default Web Site
 - aspnet_client
 - RDWeb

- App_Data
- Error
- Feed
- FeedLogin
- Pages
 - App_Data
 - Bin
 - en-US
 - images



Application Settings

Use this feature to store name and value pairs that managed code applications use at runtime.

Group by: No Grouping

Name	Value	Entry Type
DefaultCentralPublishingPort	5504	Inherited
DefaultTSGateway		Local
GatewayCredentialsSource	4	Local
LocalHelp	false	Local
OptimizeExperienceState	false	Local
PasswordChangeEnabled	true	Local
PrivateModeSessionTimeoutInMinutes	240	Local
PublicModeSessionTimeoutInMinutes	20	Local
radcmserver		Inherited
ShowDesktops	true	Local
ShowOptimizeExperience	false	Local
WorkspaceDescription		Inherited
WorkspaceID	Server1.contoso.com	Inherited
WorkspaceName		Inherited
ws08r2rdserver		Inherited
xClipboard	true	Local
xDriveRedirection	false	Local
xPnPRedirection	false	Local
xPortRedirection	false	Local
xPrinterRedirection	true	Local

< III >

Features View Content View

Configuration: 'Default Web Site/RDWeb/Pages' web.config

Use the drop-down menus to select the answer choice that completes each statement based on the information presented in the graphic.

Note: Each correct selection is worth one point.

Hot Area:

Answer Area

When a user connects to the RDWeb site,
[answer choice] will appear.

only RemoteApps
only Remote Desktop Connections
both RemoteApps and remoteDesktop

Users that have Android devices can [answer
choice] from the RDWeb site.

never change their passwords
only change expired passwords
only change unexpired passwords

Correct Answer:

Answer Area

When a user connects to the RDWeb site,
[answer choice] will appear.

only RemoteApps
only Remote Desktop Connections
both RemoteApps and remoteDesktops

Users that have Android devices can [answer choice] from the RDWeb site.

never change their passwords
only change expired passwords
only change unexpired passwords

Section: Mixed Questions

Explanation

Explanation/Reference:

Explanation:

QUESTION 40

HOTSPOT

You plan to deploy a Microsoft Azure RemoteApp hybrid collection.

You plan to use a custom template image named Image1 to deploy the hybrid collection.

You need to identify the role and feature that must be enabled in the image to support the deployment of the hybrid collection.

What should you identify? To answer, select the appropriate options in the answer area.

NOTE: Each correct selection is worth one point.

Hot Area:

Answer Area

Role:

	▼
Remote Desktop Connection Broker	
Remote Desktop Licensing Server	
Remote Desktop Session Host	
Remote Desktop Virtualization Host	

Feature:

	▼
Desktop Experience	
Quality Windows Audio Video Experience	
Windows Internal Database	

Correct Answer:

Answer Area

Role:

	▼
Remote Desktop Connection Broker	
Remote Desktop Licensing Server	
Remote Desktop Session Host	
Remote Desktop Virtualization Host	

Feature:

	▼
Desktop Experience	
Quality Windows Audio Video Experience	
Windows Internal Database	

Section: Mixed Questions

Explanation

Explanation/Reference:

Explanation:

References:

<https://azure.microsoft.com/en-gb/documentation/articles/remoteapp-create-custom-image/>

QUESTION 41

You have a Microsoft Intune subscription.

You need to uninstall the Intune agent from a computer.

What should you do?

- A. From the Groups node in the Microsoft Intune administration portal, click Delete.
- B. From the computer, run the provisioningutil.exe command.
- C. From the computer, run the cltui.exe command.
- D. From the computer, use Programs and Features in Control Panel.

Correct Answer: B

Section: Mixed Questions

Explanation

Explanation/Reference:

Explanation:

Answer A is close but incorrect. You would need to select Retire/Wipe, not Delete.

References:

<https://www.petervanderwoude.nl/post/uninstall-the-microsoft-intune-client/>

QUESTION 42

DRAG DROP

You have a Microsoft Intune subscription.

You need to identify devices based on the following requirements:

- Devices that are jailbroken or rooted
- Devices that are remote wiped or deleted.
- Devices that have blacklisted applications installed.

Which type of report should you use for each requirement? To answer, drag the appropriate reports to the correct requirements. Each report may be used once, more than once, or not at all. You may need to drag the split bar between panes or scroll to view content.

Select and Place:

Answer Area

Computer Inventory

Detected Software

Device History

Mobile Device Inventory

Noncompliant Apps

Update

Devices that are jailbroken or rooted:

Devices that have blacklisted applications installed:

Devices that are remote wiped or deleted:

Correct Answer:

Computer Inventory
Detected Software
Update

Answer Area

Devices that are jailbroken or rooted:

Devices that have blacklisted applications installed:

Devices that are remote wiped or deleted:

Section: Mixed Questions Explanation

Explanation/Reference:

Explanation:

References:

<https://docs.microsoft.com/en-us/intune/deploy-use/understand-microsoft-intune-operations-by-using-reports>

QUESTION 43

Your network contains an Active Directory domain named contoso.local. All users have email addresses in the @contoso.com domain.

You need to ensure that users can register Windows 10 mobile devices for mobile device management (MDM).

Which DNS record should you create?

- A. Enterpriseregistration.adatum.com
- B. Deviceregistration.adatum.com
- C. Deviceregistration.contoso.com
- D. Enterpriseregistration.contoso.com

Correct Answer: D
Section: Mixed Questions
Explanation

Explanation/Reference:
Explanation:

References:
<https://technet.microsoft.com/en-us/windows/dn771709.aspx>

QUESTION 44

You support Windows 10 Enterprise laptops. Microsoft BitLocker Administration and Monitoring (MBAM) is deployed on your network on a server named SERVER1.

Company policy requires that laptops with MBAM client installed prompt users to enable BitLocker within 2 hours of being started.

You need to make changes to the Configure MBAM Services Group Policy settings.

Which two actions should you perform? Each correct answer presents part of the solution.

- A. Set Select BitLocker Recovery Information to store to Recovery password only.
- B. Set Select BitLocker Recovery Information to store to Recovery password and key package.
- C. Set Enter status reporting frequency (in minutes) to 120.
- D. Set MBAM Status reporting endpoint to SERVER1.
- E. Set MBAM Recovery and Hardware service endpoint to SERVER1.
- F. Set Enter client checking status frequency (in minutes) to 120.

Correct Answer: EF
Section: Mixed Questions
Explanation

Explanation/Reference:
Explanation:

References:
http://www.projectleadership.net/blogs_details.php?id=3519

QUESTION 45

You purchase a new Windows 10 Enterprise desktop computer. You have six external USB hard drives.

You want to create a single volume by using the six USB drives. You want the volume to be expandable, portable, and resilient in the event of simultaneous failure of two USB hard drives.

You need to create the required volume.

What should you do?

- A. From Control Panel, create a new Storage Space across 6 USB hard drives. Set resiliency type to Parity.
- B. From Disk Management, create a new striped volume.
- C. From Disk Management, create a new spanned volume.
- D. From Control Panel, create a new Storage Space across 6 USB hard drives. Set resiliency type to Three-way mirror.

Correct Answer: D
Section: Mixed Questions
Explanation

Explanation/Reference:

Explanation:

QUESTION 46

Note: This question is part of a series of questions that use the same or similar answer choices. An answer choice may be correct for more than one question in the series. Each question is independent of the other questions in this series. Information and details provided in a question apply only to that question.

You have a computer that runs Windows 10 and is used by 10 users. The computer is joined to an Active Directory domain. All of the users are members of the Administrators group. Each user has an Active Directory account.

You have a Microsoft Word document that contains confidential information.

You need to ensure that you are the only user who can open the document.

What should you configure?

- A. account policies
- B. application control policies
- C. HomeGroup settings
- D. software restriction policies
- E. NTFS permissions
- F. Microsoft OneDrive
- G. share permissions
- H. Encrypting File System (EFS) settings

Correct Answer: H

Section: Mixed Questions

Explanation

Explanation/Reference:

Explanation:

QUESTION 47

Note: This question is part of a series of questions that use the same or similar answer choices. An answer choice may be correct for more than one question in the series. Each question is independent of the other questions in this series. Information and details provided in a question apply only to that question.

A user successfully accesses \\server1\Sources\App1\. The user cannot access \\server1\Sources\App2\.

You need to ensure that the user can access \\server1\Sources\App2\.

What should you configure?

- A. Microsoft OneDrive
- B. share permissions
- C. account policies
- D. software restriction policies
- E. HomeGroup settings
- F. application control policies
- G. NTFS permissions
- H. Encrypting File System (EFS) settings

Correct Answer: G

Section: Mixed Questions**Explanation****Explanation/Reference:**

Explanation:

QUESTION 48

Note: This question is part of a series of questions that use the same or similar answer choices. An answer choice may be correct for more than one question in the series. Each question is independent of the other questions in this series. Information and details provided in a question apply only to that question.

You have an application named App1 installed on a computer named Computer1. Computer1 runs Windows 10. App1 saves data to %UserProfile%\App1\Data.

You need to ensure that you can recover the App1 data if Computer1 fails.

What should you configure?

- A. share permissions
- B. application control policies
- C. Encrypting File System (EFS) settings
- D. NTFS permissions
- E. HomeGroup settings
- F. Microsoft OneDrive
- G. software restriction policies
- H. account policies

Correct Answer: F

Section: Mixed Questions**Explanation****Explanation/Reference:**

Explanation:

QUESTION 49

Note: This question is part of a series of questions that use the same or similar answer choices. An answer choice may be correct for more than one question in the series. Each question is independent of the other questions in this series. Information and details provided in a question apply only to that question.

You have a computer that runs Windows 10 and is used by 10 users. The computer is joined to an Active Directory domain. Each user has an Active Directory account.

You need to ensure that all of the users can access the files located in one another's libraries.

What should you configure?

- A. Microsoft OneDrive
- B. HomeGroup settings
- C. Encrypting File System (EFS) settings
- D. NTFS permissions
- E. Account policies
- F. Share permissions
- G. Software restriction policies
- H. Application control policies

Correct Answer: D
Section: Mixed Questions
Explanation

Explanation/Reference:

Explanation:

References: <https://www.windowscentral.com/how-take-ownership-files-and-folders-windows-10>

QUESTION 50

All client computers in a company's network environment run Windows 10 Enterprise. A client computer has drives that are configured as shown in the following table.

Drive	Location	Type
C:	Internal	Dynamic
D:	Internal	Dynamic
E:	Internal	Optical
F:	External	Basic
Z:	Network	Mapped

You are choosing a backup destination for drive C. You have the following requirements:

- Ensure that the backup file is available if drive C: fails.
- Ensure that the backup file can be accessed by other computers on the network.
- Support the storage of multiple versions of system image backups.

You need to select a backup destination that meets the requirements.

Which destination should you select?

- A. drive D:
- B. drive F:
- C. drive E:
- D. drive Z:

Correct Answer: B
Section: Mixed Questions
Explanation

Explanation/Reference:

Explanation:

References: <https://blogs.technet.microsoft.com/filecab/2009/10/31/learn-more-about-system-image-backup/>

QUESTION 51

HOTSPOT

You have an Active Directory domain. All of the client computers in the domain run Windows 10 Enterprise.

You need to configure the client computers to download updates from a Windows Server Update Service server.

Which two settings should you configure? To answer, select the appropriate settings in the answer area.

Hot Area:

Group Policy Management Editor

Windows Update

Select an item to view its description.

Setting
<input type="checkbox"/> Do not display 'Install Updates and Shut Down' option in Sh...
<input type="checkbox"/> Do not adjust default option to 'Install Updates and Shut Do...
<input type="checkbox"/> Enabling Windows Update Power Management to automati...
<input type="checkbox"/> Always automatically restart at the scheduled time
<input type="checkbox"/> Configure Automatic Updates
<input type="checkbox"/> Specify intranet Microsoft update service location
<input type="checkbox"/> Defer Upgrade
<input type="checkbox"/> Automatic Updates detection frequency
<input type="checkbox"/> Do not connect to any Windows Update Internet locations
<input type="checkbox"/> Allow non-administrators to receive update notifications
<input type="checkbox"/> Turn on Software Notifications
<input type="checkbox"/> Allow Automatic Updates immediate installation
<input type="checkbox"/> Turn on recommended updates via Automatic Updates
<input type="checkbox"/> No auto-restart with logged on users for scheduled automat..
<input type="checkbox"/> Re-prompt for restart with scheduled installations
<input type="checkbox"/> Delay Restart for scheduled installations
<input type="checkbox"/> Reschedule Automatic Updates scheduled installations
<input type="checkbox"/> Enable client-side targeting
<input type="checkbox"/> Allow signed updates from an intranet Microsoft update ser...

< |||

Extended / Standard

Correct Answer:

Group Policy Management Editor

Windows Update

Select an item to view its description.

Setting

- Do not display 'Install Updates and Shut Down' option in Sh...
- Do not adjust default option to 'Install Updates and Shut Do...
- Enabling Windows Update Power Management to automati...
- Always automatically restart at the scheduled time
- Configure Automatic Updates
- Specify intranet Microsoft update service location
- Defer Upgrade
- Automatic Updates detection frequency
- Do not connect to any Windows Update Internet locations
- Allow non-administrators to receive update notifications
- Turn on Software Notifications
- Allow Automatic Updates immediate installation
- Turn on recommended updates via Automatic Updates
- No auto-restart with logged on users for scheduled automat..
- Re-prompt for restart with scheduled installations
- Delay Restart for scheduled installations
- Reschedule Automatic Updates scheduled installations
- Enable client-side targeting
- Allow signed updates from an intranet Microsoft update ser...

Extended

Standard

Section: Mixed Questions
Explanation

Explanation/Reference:

QUESTION 52

You have a computer that runs Windows 10.

You install a second hard disk drive on the computer and you create a new volume named E.

You need to enable system protection for volume E.

What should you use?

- A. the Wbadm command
- B. the Settings app
- C. System Properties
- D. the Set-Volume cmdlet

Correct Answer: C

Section: Mixed Questions

Explanation

Explanation/Reference:

Explanation:

QUESTION 53

You are configuring two Windows 10 Enterprise client computers: A desktop computer named COMPUTER1 and a portable computer named COMPUTER2.

You have the following requirements:

- Store all personal data in a folder named Data on COMPUTER1.
- Ensure that you can access all personal data from COMPUTER2, even when a network connection is unavailable.
- Synchronize personal data between the computers twice a day.

You need to configure the computers to meet the requirements.

Which two actions should you perform? Each correct answer presents part of the solution.

- A. From COMPUTER2, connect to COMPUTER1 and configure the Data folder to always be available offline.
- B. From COMPUTER1, connect to COMPUTER2 and configure the Data folder to always be available offline.
- C. In Sync Center, configure a schedule for offline files.
- D. From COMPUTER2, map a network drive to the Data folder on COMPUTER1.
- E. In Sync Center, set up a new sync partnership.

Correct Answer: CE

Section: Mixed Questions

Explanation

Explanation/Reference:

Explanation:

QUESTION 54

A company has Windows 10 Enterprise computers in an Active Directory Domain Services (AD DS) domain.

A computer named COMPUTER1 has a shared printer named PRINTER1 installed and has Remote Desktop enabled. A user named Intern is a member of a security group named Sales. The Sales group is a member of the Remote Desktop Users group on COMPUTER1. Only the Sales group has access to PRINTER1.

You need to configure COMPUTER1 to meet the following requirements:

- Allow only Intern to establish Remote Desktop connections to COMPUTER1.
- Allow Intern to print to PRINTER1.

What should you do?

- A. Assign Intern the Deny log on user right by using the Remote Desktop Services user right.
- B. Assign Intern the Deny access to this computer from the network user right. Assign the Sales group the Allow log on locally user right.
- C. Remove Intern from the Sales group.
- D. Remove the Sales group from the Remote Desktop Users group and add Intern to the Remote Desktop Users group.

Correct Answer: D

Section: Mixed Questions

Explanation

Explanation/Reference:

Explanation:

QUESTION 55

A company has an Active Directory Domain Services (AD DS) domain. All client computers run Windows 10 Enterprise and joined to the domain.

You have the following requirements:

- Ensure that files in shared network folders are available offline.
- Maximize efficiency for users who connect to shared network folders from a mobile device.

You need to configure Group Policy settings to meet the requirements.

What should you do first?

- A. Enable the Enable file synchronization on costed networks policy setting.
- B. Enable the Synchronize all offline files when logging on policy settings.
- C. Enable and configure the Configure slow-link mode policy setting.
- D. Enable and configure the Specify administratively assigned Offline Files policy setting.

Correct Answer: C

Section: Mixed Questions

Explanation

Explanation/Reference:

Explanation:

References:

<https://technet.microsoft.com/en-us/library/hh968298.aspx>

QUESTION 56

You create a VPN connection that has the VPN type set to Automatic.

When attempting to establish a VPN connection, which VPN protocol will be used first?

- A. PPTP
- B. L2TP
- C. SSTP

D. IKEv2

Correct Answer: D

Section: Mixed Questions

Explanation

Explanation/Reference:

Explanation:

References:

<https://blogs.technet.microsoft.com/networking/2014/01/13/configuring-native-vpn-client-through-pc-settings/>

QUESTION 57

Your company has a standard power scheme for the sales team. You are replacing a laptop for a sales associate.

You import the power scheme onto the new laptop.

You need to apply the power scheme.

What should you do?

- A. Modify the power scheme under Power and Sleep settings.
- B. Run the gpupdate /F command.
- C. Run the powercfg /S command.
- D. Modify the advanced power settings.

Correct Answer: C

Section: Mixed Questions

Explanation

Explanation/Reference:

Explanation:

To Import a Power Plan

1. Open an elevated command prompt.2. Type the command below into the command prompt, and press Enter to export the power plan. (see screenshot below)



<http://www.tenforums.com/images/smilies/arrow.png>powercfg -import "Full path of .pow file"



Note:

Substitute Full path of .pow file in the command above with the actual full path of the .pow file of the power plan you exported in Option One. For example: powercfg -import "%UserProfile%\Desktop\PowerPlanBackup.pow"



```
Administrator: Command Prompt
Microsoft Windows [Version 10.0.14279]
(c) 2016 Microsoft Corporation. All rights reserved.

C:\WINDOWS\system32>powercfg -import "%UserProfile%\Desktop\PowerPlanBackup.pow"
Imported Power Scheme Successfully. GUID: 0eddbc23-59ed-4b75-a7f7-b1555f214c5b
C:\WINDOWS\system32>_

TenForums.com
1010x198 18kb PNG
```

Click image for larger version.

Name: Import_Power_Plan.png

Views: 43

Size: 17.9 KB

ID: 68738

4. When finished, you can close the command prompt if you like. 5. Users on the PC will now be able to select the imported power plan as their active power p

QUESTION 58

You manage a client Windows 10 Enterprise computer named Computer1.

You have a OneDrive synchronized folder that contains .pdf files.

You need to ensure that you can restore previous versions of the .pdf files.

What should you do?

- A. Enable File History.
- B. Configure System Restore.
- C. Configure Computer1 as a trusted PC.
- D. Enable Sync your settings on Computer1.

Correct Answer: A

Section: Mixed Questions

Explanation

Explanation/Reference:

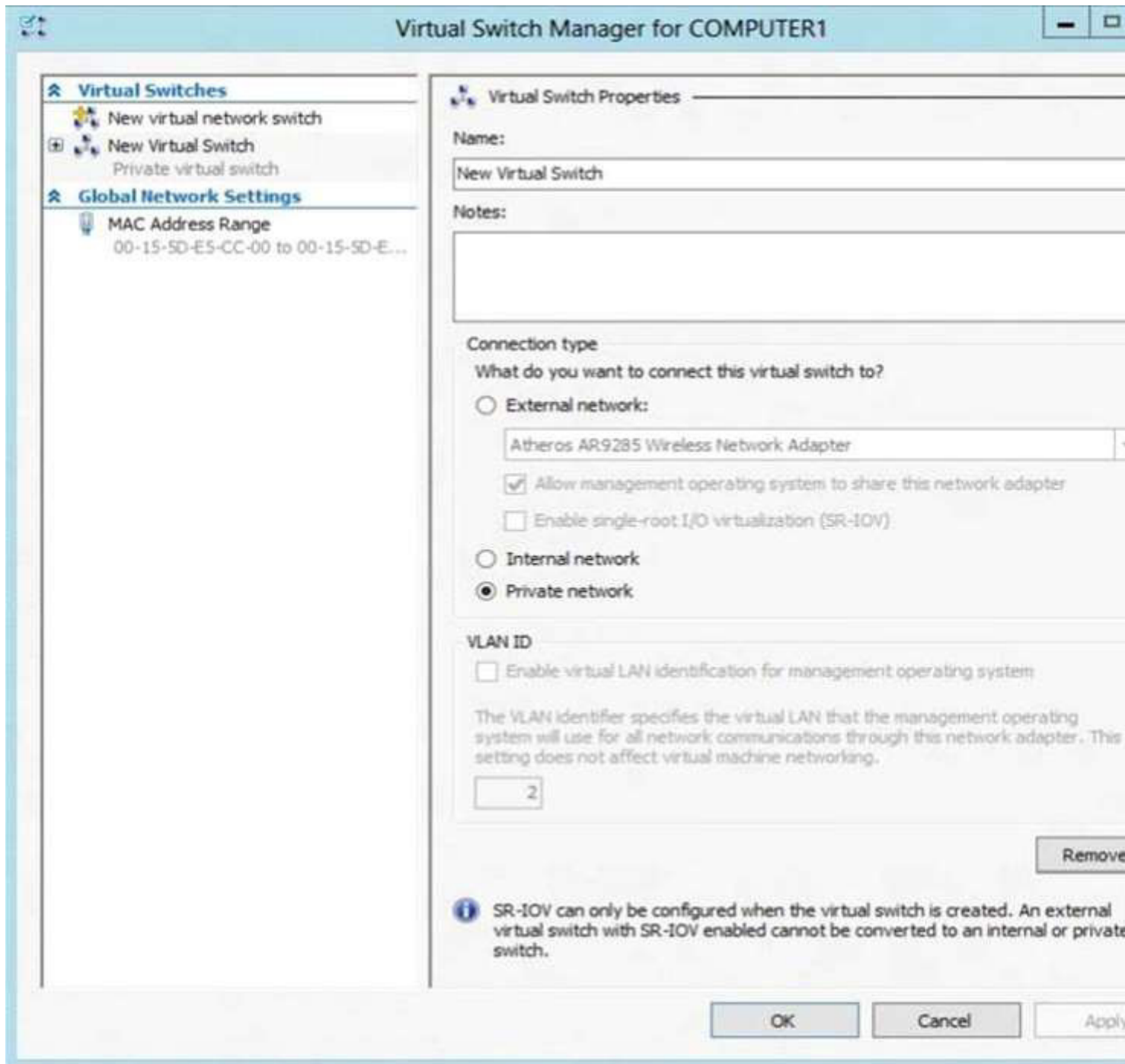
Explanation:

File History regularly backs up versions of your files in the Documents, Music, Pictures, Videos, and Desktop folders and the OneDrive files available offline on your PC. Over time, you'll have a complete history of your files. If the originals are lost, damaged, or deleted, you can restore them. You can also browse and restore different versions of your files. For example, if you want to restore an older version of a file (even if it wasn't deleted or lost), you can browse through a timeline, select the version you want, and restore it.

QUESTION 59

A company has an Active Directory Domain Services (AD DS) domain with one physical domain controller. All client computers run Windows 10 Enterprise.

A client computer hosts a Windows 10 Enterprise virtual machine (VM) test environment. The VMs are connected to a private virtual switch that is configured as shown in the Virtual Switch Manager exhibit.



The VMs are unable to connect to the domain controller. You have the following requirements:

- Configure the test environment to allow VMs to communicate with the domain controller.
- Ensure that the VMs can communicate with other VMs in the test environment when the domain controller is unavailable.

You need to meet the requirements.

What should you do first?

- A. Create a new virtual switch with an Internal Network connection type.

- B. Change the connection type of the private virtual switch to Internal only.
- C. Create a new virtual switch with a Private Network connection type.
- D. Create a new virtual switch with an External Network connection type.

Correct Answer: D

Section: Mixed Questions

Explanation

Explanation/Reference:

Explanation:

QUESTION 60

DRAG DROP

You administer Windows 10 Enterprise tablets and virtual desktop computers that are joined to an Active Directory domain.

Your company provides virtual desktop computers to all users. Employees in the sales department also use tablets, sometimes connected to the company network and sometimes disconnected from the company network.

You want sales department employees to have the same personal data, whether they are using their virtual desktop or their tablets.

You need to configure the network environment to meet the requirements.

Which three actions should you perform in sequence? To answer, move the appropriate actions from the list of actions to the answer area and arrange them in the correct order. More than one order to answer choices may be correct. You will receive credit for any of the correct orders you select.

Select and Place:

Actions

Enable slow-link mode for the tablets.

Create a network share.

Configure offline files for the tablets.

Disable offline files on the network share.

Configure folder redirection for the employees' domain accounts to the network share.

Specify the file share for which you want to enable Always Offline mode and set the value to 1.

Set the primary computer for all employees from the sales department.

Answer Area



Correct Answer:

Actions

Enable slow-link mode for the tablets.

Disable offline files on the network share.

Specify the file share for which you want to enable Always Offline mode and set the value to 1.

Set the primary computer for all employees from the sales department.

Answer Area

Create a network share



Configure offline files



Configure folder redirection for domain accounts to t

Section: Mixed Questions Explanation

Explanation/Reference:

References: [https://technet.microsoft.com/en-us/library/cc732275\(v=ws.11\).aspx](https://technet.microsoft.com/en-us/library/cc732275(v=ws.11).aspx)

QUESTION 61

You have a laptop that is a member of a workgroup. The laptop does not have a Trusted Platform Module (TPM) chip.

You plan to enable BitLocker Drive Encryption (BitLocker) for the operating system drive.

What are two methods that you can use to unlock the drive when the laptop restarts? Each correct answer presents a complete solution.

- A. a password
- B. a Near Field Communication (NFC)-enabled portable device
- C. a USB drive
- D. a user account
- E. Network Unlock

Correct Answer: AC

Section: Mixed Questions Explanation

Explanation/Reference:

Explanation:

References:

References: <http://www.howtogeek.com/howto/6229/how-to-use-bitlocker-on-drives-without-tpm/>

QUESTION 62

You administer Windows 10 Enterprise client computers that are members of an Active Directory domain that includes Active Directory Certificate Services (AD CS).

You restored a computer from a backup that was taken 45 days ago. Users are no longer able to log on to that computer by using their domain accounts. An error message states that the trust relationship between the computer and the primary domain has failed.

What should you do?

- A. Renew the certificates issued to the client computer.
- B. Reset the passwords of all affected domain users.
- C. Logon as a local administrator and issue the **netdom resetpwd** command. Log off and restart the computer.
- D. Restore the client computer from a known good backup that was taken two weeks earlier than the backup you previously restored.

Correct Answer: C

Section: Mixed Questions

Explanation

Explanation/Reference:

Explanation:

References: <http://theitbros.com/fix-trust-relationship-failed-without-domain-rejoining/>

QUESTION 63

DRAG DROP

You have a computer named Client1 that runs Windows 10 Enterprise. Client1 is a member of an Active Directory domain.

A domain administrator provisions a certificate template for a virtual smart card logon.

In the BIOS of Client1, you enable the Trusted Platform Module (TPM).

You need to enable the virtual smart card logon on Client1.

Which three actions should you perform in sequence? To answer, move the appropriate actions from the list of actions to the answer area and arrange them in the correct order.

Select and Place:

Actions

Run the `tpmvscmgr.exe` command.


Use the Certificate Enrollment wizard.

Run the `vaultcmd.exe` command.

Run the `tpminit.exe` command.

Run the `certmgr.exe` command

Answer Area



Correct Answer:

Actions

Run the `vaultcmd.exe` command.

Run the `certmgr.exe` command

Answer Area

Run the `tpminit.exe`



Run the `tpmvscmgr`



Use the Certificate

Section: Mixed Questions

Explanation

Explanation/Reference:

References:

[https://technet.microsoft.com/en-us/library/cc753140\(v=ws.11\).aspx](https://technet.microsoft.com/en-us/library/cc753140(v=ws.11).aspx)

<http://ss64.com/nt/run.html>

[https://technet.microsoft.com/en-us/library/cc730689\(v=ws.11\).aspx](https://technet.microsoft.com/en-us/library/cc730689(v=ws.11).aspx)

QUESTION 64

You have an unsecured wireless network for users to connect to from their personal Windows 10 devices.

You need to prevent Wi-Fi Sense from sharing information about the unsecured wireless network.

What should you do?

A. Configure the SSID of the unsecured wireless to contain `_optout`.

- B. Instruct the users to disable Internet Protocol Version 6 (TCP/IPv6) on their wireless network adapters.
- C. Configure the SSID of the guest wireless to be hidden.
- D. Instruct the users to turn off Network Discovery on their devices.

Correct Answer: A

Section: Mixed Questions

Explanation

Explanation/Reference:

Explanation:

References: <http://www.pcworld.com/article/2951824/windows/how-to-disable-windows-10s-wi-fi-sense-password-sharing.html>

QUESTION 65

You have a computer that runs Windows 10.

You need to block all outbound and inbound communications that occur over TCP 9997, TCP 9999, and TCP 4000.

What is the minimum number of rules that you must create?

- A. 1
- B. 2
- C. 3
- D. 6

Correct Answer: D

Section: Mixed Questions

Explanation

Explanation/Reference:

Explanation:

References: [https://technet.microsoft.com/en-us/library/dd421709\(v=ws.10\).aspx](https://technet.microsoft.com/en-us/library/dd421709(v=ws.10).aspx)

QUESTION 66

You have a laptop that has connections for three Wi-Fi network named WiFi1, WiFi2, and Wi-Fi 3. You need to ensure that the laptop connects to WiFi1 when multiple WiFi1 networks are available. What should you do?

- A. From Netsh, configure the WLAN context.
- B. From Network Connections in Control Panel, modify the bindings for the WiFi.
- C. From the Windows Settings app, configure the Wi-Fi Sense settings.
- D. From Network Connections in Control Panel, modify the network provider order.

Correct Answer: D

Section: Mixed Questions

Explanation

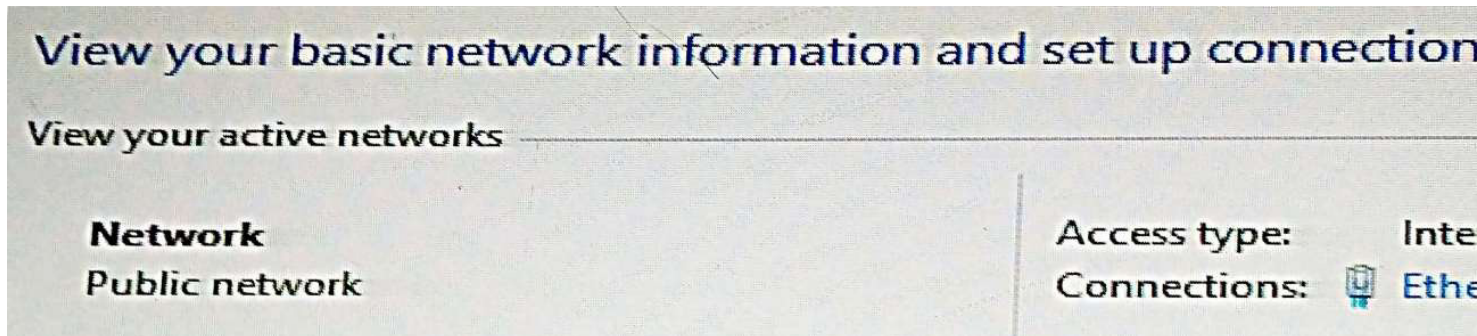
Explanation/Reference:

Explanation:

References: <http://www.quepublishing.com/articles/article.aspx?p=2455390&seqNum=3>

QUESTION 67

You administer Windows 10 Enterprise client computers in your company network. A guest at your company is connected to the Internet as shown in the following exhibit. (Click the exhibit button.)



You need to ensure that the guest user is able to share network resources over Wi-Fi without lowering the overall security of the computer. What should you do?

- A. Configure File and printer sharing settings for Public networks.
- B. Change the network location type to Private.
- C. Change the network location type to Work.
- D. Configure File sharing connections settings for All networks.

Correct Answer: D

Section: Mixed Questions

Explanation

Explanation/Reference:

Explanation:

References: http://www.isunshare.com/windows-10/turn-off-or-on-password-protected-sharing-in-windows-10.html#_blank

QUESTION 68

You have a Remote Desktop Session Host (RD Session Host) server. The server is accessible from the internal network.

To access the server remotely, you must connect to a Remote Desktop Gateway (RD Gateway) server.

On a laptop, you successfully configure a Remote Desktop connection that you use to access the RD Session Host server from the internal network.

From your home, you attempt to connect to the RD Session Host server by using the Remote Desktop connection, but the connection fails.

You need to connect to the RD Session Host server.

What should you configure on the laptop?

- A. the Remote Assistance settings in System Properties.
- B. the Connect from anywhere settings in Remote Desktop Connection.
- C. the Performance settings in Remote Desktop Connection.
- D. the Remote Desktop settings in System Properties.

Correct Answer: B

Section: Mixed Questions**Explanation****Explanation/Reference:**

Explanation:

References: [https://technet.microsoft.com/en-us/library/cc770601\(v=ws.11\).aspx](https://technet.microsoft.com/en-us/library/cc770601(v=ws.11).aspx)

QUESTION 69**HOTSPOT**

You install Windows 10 Enterprise on a new laptop that will be shipped to a remote user. You logon to the laptop with the user credentials, map network drives, and configure the network drives to be always available offline.

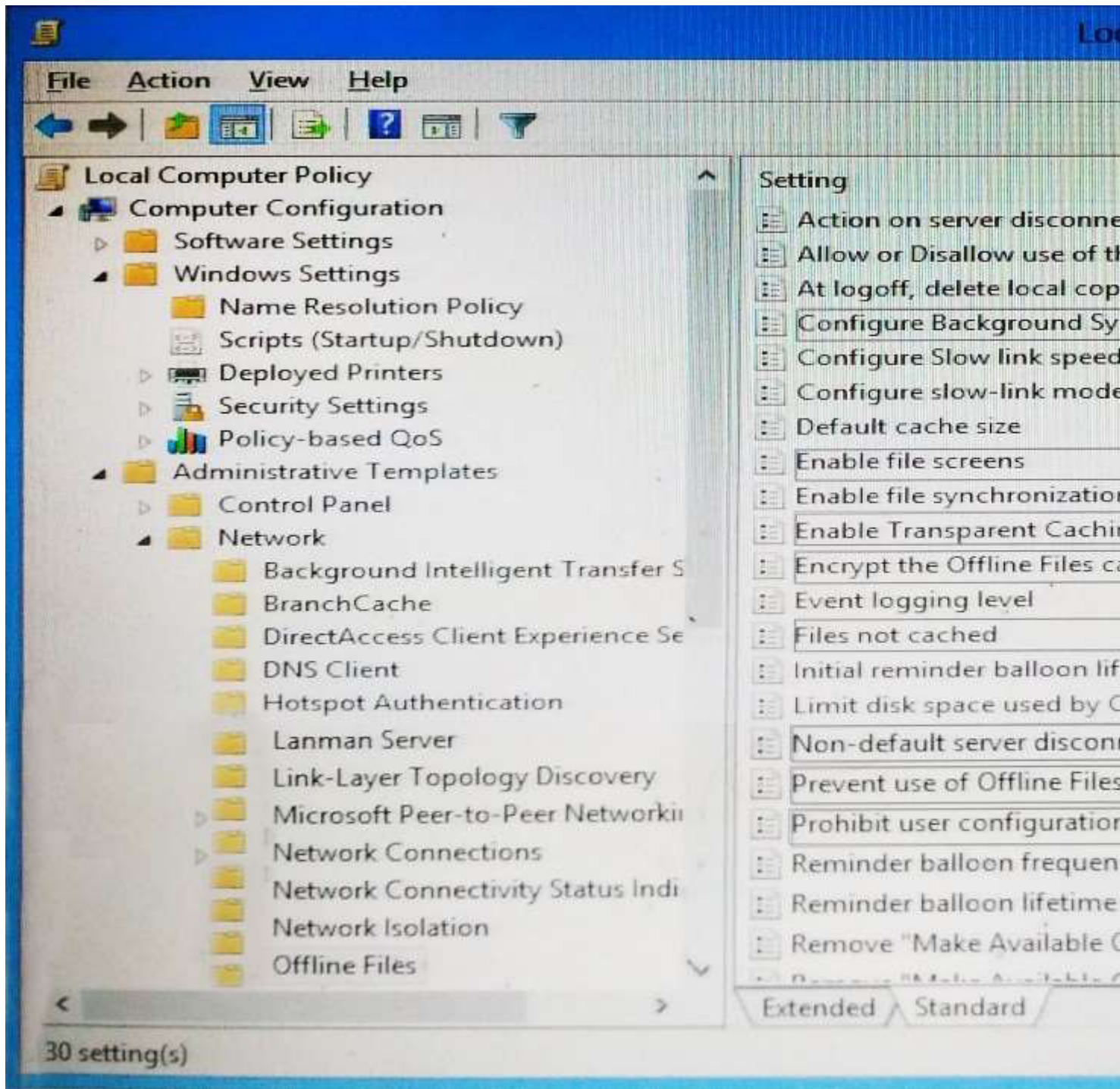
Company policy requires that files with a .db1 extension should be excluded from offline file synchronization.

You need to prevent the user from creating files with a .db1 extension on the mapped drives.

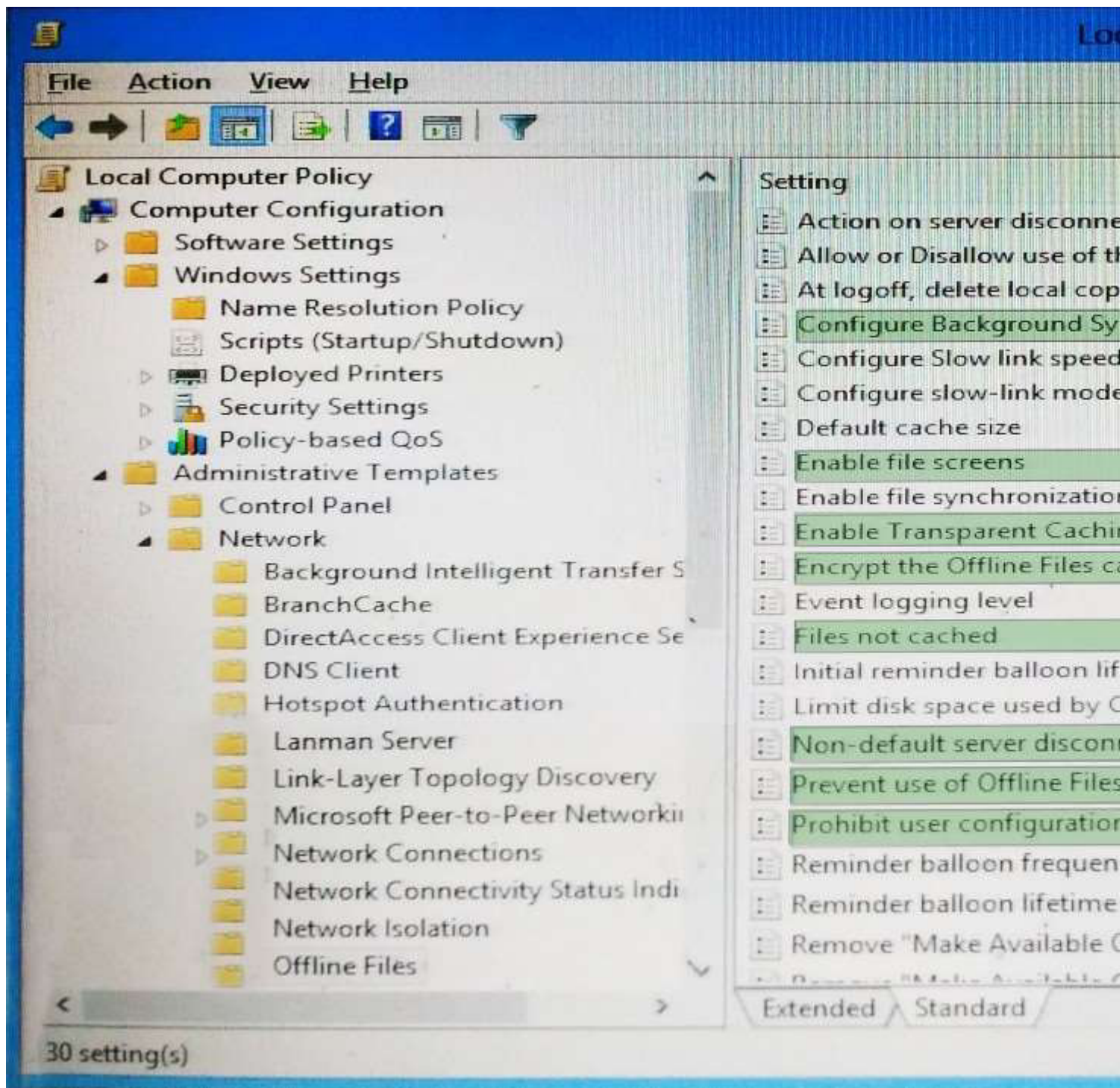
In the Local Group Policy Editor, which setting should you configure?

To answer, select the appropriate setting in the answer area.

Hot Area:



Correct Answer:



Section: Mixed Questions

Explanation

Explanation/Reference:

References:

<https://www.windows-security.org/1941654bad9040dfcb8ffaba2724b014/enable-file-screens>

QUESTION 70

You have a computer that runs Windows 10.

You need to ensure that the next time the computer restarts, the computer starts in safe mode.

What should you use?

- A. the System Configuration utility
- B. the Restore-Computer cmdlet
- C. the Bcdboot command
- D. System in Control Panel

Correct Answer: A

Section: Mixed Questions

Explanation

Explanation/Reference:

Explanation:

References: <http://www.digitalcitizen.life/4-ways-boot-safe-mode-windows-10>

QUESTION 71

You have a computer named Computer1 that runs Windows 10 Enterprise. You install a Universal app named App1 on Computer1.

You discover that an update for App1 is available.

You need to install the update as soon as possible.

What should you do?

- A. Log off and log on to the Computer1.
- B. From the Windows Update settings, modify the Choose how updates are delivered setting.
- C. From the Windows Update settings, modify the Choose how updates are installed setting.
- D. From the Windows Update settings, click Check for updates.

Correct Answer: C

Section: Mixed Questions

Explanation

Explanation/Reference:

Explanation:

References: <http://www.howtogeek.com/223068/what-you-need-to-know-about-windows-update-on-windows-10/>

QUESTION 72

You have a Windows 10 Enterprise computer that has File History enabled.

You create a folder named Data in the root of the C: drive.

You need to ensure that Data is protected by File History.

What are two possible ways to achieve the goal? Each correct answer presents a complete solution.

- A. From File Explorer, include Data in an existing library.
- B. Modify the Advanced settings from the File History Control Panel item.
- C. From File Explorer, create a new library that contains Data
- D. From File Explorer, modify the system attribute of Data.

Correct Answer: AC

Section: Mixed Questions

Explanation

Explanation/Reference:

Explanation:

References: <http://www.digitalcitizen.life/introducing-windows-8-how-backup-data-file-history>

QUESTION 73

Note: This question is part of a series of questions that use the same or similar answer choices. An answer choice may be correct for more than one question in the series. Each question is independent of the other questions in this series. Information and details in a question apply only to that question.

You have a mobile device that connects to a 4G network and a laptop.

You work from a remote location that does not have Internet access.

You plan to use the mobile device as a mobile hotspot for the laptop, so that you can access files from the corporate office.

Which Control Panel application should you use on the laptop to connect to the mobile hotspot?

- A. Phone and Modem
- B. RemoteApp and Desktop Connections
- C. System
- D. Credential Manager
- E. Work Folders
- F. Power Options
- G. Sync Center
- H. Network and Sharing Center

Correct Answer: H

Section: Mixed Questions

Explanation

Explanation/Reference:

Explanation:

QUESTION 74

You have a standalone Windows 10 Enterprise computer that has a single hard drive installed and configured.

You need to identify which storage devices can have content backed up by using File History.

What should you identify?

- A. A writable Blu-ray disc
- B. A writable DVD disc
- C. An internal drive that is formatted NTFS
- D. An SD card that is formatted FAT32

Correct Answer: D

Section: Mixed Questions

Explanation

Explanation/Reference:

Explanation:

References: <http://www.laptopmag.com/articles/back-files-file-history-windows-10>

QUESTION 75

You support Windows 10 Enterprise computers in a workgroup.

You have configured a local AppLocker policy to prevent users from running versions of app.exe previous to v9.4. Users are still able to run app.exe.

You need to block users from running app.exe by using the minimum administrative effort.

What should you do?

- A. Change the Application Identity service startup mode to automatic and start the service.
- B. Configure enforcement for Windows Installed rules.
- C. Configure a Software Restriction Policy publisher rule.
- D. Run the GPupdate /force command in an relevant command prompt.

Correct Answer: A

Section: Mixed Questions

Explanation

Explanation/Reference:

Explanation:

References: [https://technet.microsoft.com/en-us/library/ee791779\(v=ws.10\).aspx](https://technet.microsoft.com/en-us/library/ee791779(v=ws.10).aspx)

<https://technet.microsoft.com/en-us/itpro/windows/keep-secure/configure-the-application-identity-service>

QUESTION 76

HOTSPOT

You run the Get-AppvClientConfiguration cmdlet and you receive the following output.

Name	Value
-----	-----
PackageInstallationRoot	%programdata%\App-V
PackageSourceRoot	
LocationProvider	
AutoLoad	1
EnablePackageScripts	0
ReestablishmentInterval	5
ReestablishmentRetries	3
CertFilterForClientSsl	LOCAL_MACHINE\MY\1.3.6.1.5.5.7.3.2
VerifyCertificateRevocationList	1
SharedContentStoreMode	0
MigrationMode	0
RoamingFileExclusions	
RoamingRegistryExclusions	SOFTWARE\CLASSES
AllowHighCostLaunch	0
PackageStoreAccessControl	0
IntegrationRootUser	%LOCALAPPDATA%\Microsoft\AppV\Client
IntegrationRootGlobal	%ALLUSERSPROFILE%\Microsoft\AppV\CL
VirtualizableExtensions	exe,com,bat,cmd,vbs,ps1,cp1,jar,wsf
IgnoreLocationProvider	0
ReportingEnabled	1
ReportingStartTime	1
ReportingRandomDelay	30
ReportingInterval	1
ReportingServerURL	http://SERVER10:8082
ReportingDataCacheLimit	
ReportingDataBlockSize	
ExperienceImprovementOptIn	0
EnablePublishingRefreshUI	0
ProcessesUsingVurtualComponents	{%SystemRoot%\explorer.exe, %Progra
EnableDynamicVirtualization	1

Use the drop-down menus to select the answer choice that completes each statement based on the information presented in the output.

Hot Area:

Answer Area

Microsoft Application Virtualization (App-V) packages launched by a user will [answer choice]

not be ca
be catche
be catche

Background streaming is [answer choice]

disabled fo
enabled fo
enabled fo

Correct Answer:

Answer Area

Microsoft Application Virtualization (App-V) packages launched by a user will [answer choice]

not be ca
be catche
be catche

Background streaming is [answer choice]

disabled fo
enabled fo
enabled fo

Section: Mixed Questions
Explanation

Explanation/Reference:

QUESTION 77

You plan to deploy a Microsoft Azure Remote App collection by using a custom template image. The image will contain Microsoft Office 365 apps. The image will be used to deploy a collection that will be accessed by 50

users.

You need to identify licensing requirements for the deployment.

Which two requirements should you identify? Each correct answer presents part of the solution.

- A. An activated Office 365 ProPlus installation
- B. Windows client access licenses (CALs) assigned to the users
- C. Office 365 ProPlus licenses assigned to the users
- D. Remote Desktop client access licenses (CALs) assigned to the users
- E. Office 365 Enterprise E3 service plan

Correct Answer: A

Section: Mixed Questions

Explanation

Explanation/Reference:

Explanation:

References: <https://docs.microsoft.com/en-us/azure/remotapp/remotapp-licensing>

QUESTION 78

Note: This question is part of a series of questions that use the same or similar answer choices. An answer choice may be correct for more than one question in the series. Each question is independent of the other questions in this series. Information and details in a question apply only to that question.

You have a laptop that is joined to an Active Directory domain.

You establish a WiFi connection to a customer's WiFi network.

You need to identify whether the current network location of the WiFi connection is private or public.

Which Control Panel application should you use?

- A. Phone and Modem
- B. RemoteApp and Desktop Connections
- C. System
- D. Credential Manager
- E. Work Folders
- F. Power Options
- G. Sync Center
- H. Network and Sharing Center

Correct Answer: H

Section: Mixed Questions

Explanation

Explanation/Reference:

Explanation:

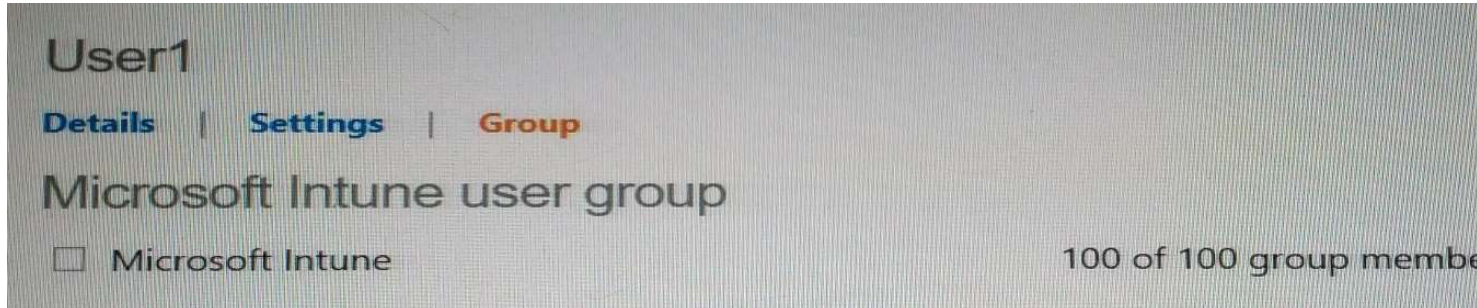
QUESTION 79

You have an on-premises Active Directory domain and a Microsoft Azure Active Directory. You have a Microsoft Intune subscription that is linked to the Azure Active Directory.

You configure directory synchronization between the on-premises Active Directory and the Azure Active Directory. You import 100 users into the Azure Active Directory.

Users report that they are unable to sign in to Microsoft Intune. You confirm that each user has a valid Active Directory account and password.

You open the Microsoft Intune Console and see the configuration of User1 as shown in the exhibit. (Click the Exhibit button.)



- A. Activate the synchronized user accounts.
- B. Purchase an Enterprise Mobility Suite subscription.
- C. Configure Microsoft Intune for single sign-on.
- D. Create a new Security Group in Microsoft Intune named Domain Intune Users.

Correct Answer: A

Section: Mixed Questions

Explanation

Explanation/Reference:

Explanation:

References: <http://www.robinhobo.com/how-to-setup-microsoft-intune/>

QUESTION 80

You have 100 Windows computers that are managed by using Microsoft Intune.

You need to ensure that when a new critical update is released, the update is approved automatically and deployed to the computers within 24 hours of approval.

What should you do from the Microsoft Intune administration portal?

- A. From the Admin node, click Updates, and then create a new automatic approval rule.
- B. From the updates node, select Critical Updates, and then modify the Approval settings.
- C. From the Admin node, click Enrollment Rules, and then modify the device enrollment rules.
- D. From the Policy node, click Configuration Policies, and then create a new Windows policy.
- E. From the Policy node, click Compliance Policies, and then create a new compliance policy.

Correct Answer: A

Section: Mixed Questions

Explanation

Explanation/Reference:

Explanation:

References: <https://docs.microsoft.com/en-us/intune/deploy-use/keep-windows-pcs-up-to-date-with-software-updates-in-microsoft-intune>

QUESTION 81

A company has Windows 10 Enterprise client computers. A client computer named COMPUTER1 has a shared folder named Folder1 located in the user's Downloads folder. Folder1 is shared only with employees in the

Marketing department. All Marketing employees can connect to Folder1 from their client computers.

A Marketing employee is unable to connect to Folder1 from a legacy device that is not compatible with the Windows 10 Enterprise default sharing settings. The device is able to connect to resources on other client computers.

You need to configure COMPUTER1 to allow the device to connect to Folder1.

Which setting should you enable?

- A. Enable file sharing for devices that use 40- or 56-bit encryption
- B. Turn off password protected sharing
- C. Use 128-bit encryption to help protect file sharing connections
- D. Turn off network discovery
- E. Turn on sharing so anyone with network access can read and write files in the Public folders.

Correct Answer: A

Section: Mixed Questions

Explanation

Explanation/Reference:

Explanation:

References: <http://www.tenforums.com/tutorials/51024-file-sharing-encryption-level-change-windows-10-a.html>

QUESTION 82

You plan to deploy a customized Windows To Go workspace that uses an Unattend.xml file.

You need to prevent a local fixed disk from appearing in File Explorer when a computer starts from Windows To Go.

Which setting should you modify in Unattend.xml?

- A. Start Menu
- B. Storage
- C. Deviceaccess
- D. SanPolicy

Correct Answer: D

Section: Mixed Questions

Explanation

Explanation/Reference:

Explanation:

References: [https://technet.microsoft.com/en-us/library/jj592680\(v=ws.11\).aspx](https://technet.microsoft.com/en-us/library/jj592680(v=ws.11).aspx)

QUESTION 83

Note: This question is part of a series of questions that use the same or similar answer choices. An answer choice may be correct for more than one question in the series. Each question is independent of the other questions in this series. Information and details in a question apply only to that question.

On the corporate network, you have an Active Directory user account. The domain contains a sync share named Share1.

You have a personal computer that runs Windows 10. The computer is a member of a workgroup.

You need to access the files in Share1.

Which Control Panel application should you use?

- A. Phone and Modem
- B. Network and Sharing Center
- C. RemoteApp and Desktop Connections
- D. Power Options
- E. System
- F. Sync Center
- G. Credential Manager
- H. Work Folders

Correct Answer: H

Section: Mixed Questions

Explanation

Explanation/Reference:

Explanation:

References: <http://thesolving.com/storage/how-to-set-up-a-work-folders-sync-share-on-windows-server-2012-r2/>

<https://support.microsoft.com/en-za/help/27903/windows-10-work-folders-faq>

QUESTION 84

Note: This question is part of a series of questions that use the same or similar answer choices. An answer choice may be correct for more than one question in the series. Each question is independent of the other questions in this series. Information and details in a question apply only to that question.

Your network contains a shared folder that is located at \\server1\data.

On a computer, you make the shared folder available for offline use.

You need to ensure that you have the most up-to-date version of the folder cached.

Which Control Panel application should you use?

- A. Credential Manager
- B. Phone and Modem
- C. Work Folders
- D. System
- E. RemoteApp and Desktop Connections
- F. Network and Sharing Center
- G. Sync Center
- H. Power Options

Correct Answer: C

Section: Mixed Questions

Explanation

Explanation/Reference:

QUESTION 85

Note: This question is part of a series of questions that use the same or similar answer choices. An

answer choice may be correct for more than one question in the series. Each question is independent of the other questions in this series. Information and details in a question apply only to that question.

You make a folder available for offline use.

Currently, the folder is synchronizing and will take approximately 15 minutes to complete.

You need to ensure that the files continue to synchronize when you close the lid of the computer.

Which Control Panel application should you use?

- A. System
- B. RemoteApp and Desktop Connections
- C. Work Folders
- D. Power Options
- E. Network and Sharing Center
- F. Credential Manager
- G. Phone and Modem
- H. Sync Center

Correct Answer: D

Section: Mixed Questions

Explanation

Explanation/Reference:

QUESTION 86

You administer Windows 10 Enterprise client computers in your company network. A computer that is used by non-administrator users has a directory named C:\Folder1.

A shared collection of Microsoft Excel files is stored in the C:\Folder1 directory, with non-administrator users being granted modify permissions to the directory.

You discover that some files have been incorrectly modified by a user.

You need to determine which users are making changes to the files in the directory.

Which two actions should you perform? Each correct answer presents part of the solution.

NOTE: Each correct selection is worth one point.

- A. Set local policy: Computer Configuration\Windows Settings\Security Settings\Local Policies\Audit Policy \Audit object access to Failure.
- B. From the Auditing Entry for Folder1, set the Principal to Everyone, and then set the Type to Failure for the Modify permission.
- C. From the Auditing Entry for Folder1, set the Principal to Guests, and then set the Type to Success for the Modify permission.
- D. Set local policy: Computer Configuration\Windows Settings\Security Settings\Local Policies\Audit Policy \Audit object access to Success.
- E. From the Auditing Entry for Folder1, set the Principal to Guests, and then set the Type to Failure for the Modify permission.
- F. From the Auditing Entry for Folder, set the Principal to Everyone, and then set the Type to Success for the Modify permission.

Correct Answer: DF

Section: Mixed Questions

Explanation

Explanation/Reference:

Explanation:

QUESTION 87

DRAG DROP

As part of its upgrade to Windows 10 Enterprise, your company is implementing additional security controls relating to data access.

You need to implement a solution that meets the following requirements:

- Secure all data on local hard drives.
- Limit users' ability to modify files.

Which feature should you use to meet each requirement? To answer, drag the appropriate feature or features to the correct requirement or requirements. Each feature may be used once, more than once, or not at all. You may need to drag the split bar between panes or scroll to view content.

NOTE: Each correct selection is worth one point.

Select and Place:

Features

NTFS Permissions

Remote Business
Data Removal

EFS

BitLocker

Answer Area

Secure all data on
local hard drives.

Limit users' ability to
modify files.

Correct Answer:

Features

Remote Business
Data Removal

EFS

Answer Area

Secure all data on
local hard drives.

Limit users' ability to
modify files.

BitLocker

NTFS Permissions

Section: Mixed Questions**Explanation****Explanation/Reference:****QUESTION 88**

You provide IT support for a small startup company.

The company wants users to have Read and Write permissions to the company's shared folder. The network consists of a workgroup that uses Windows 10 Enterprise computers. You add each user to a group named NetworkUsers.

You need to grant permissions to the share. You have the following requirements:

- All users must have Read and Write access to existing files.
- Any new files must allow the creator to modify the new file's permissions.

Which two actions should you take? Each correct answer presents part of the solution.

- A. Grant Modify permissions to the NetworkUsers group on the shared folder.
- B. Grant Full Control permissions to the Domain Admins group on the shared folder.
- C. Grant List and Execute permissions to the NetworkUsers group on the shared folder.
- D. Grant Full Control permissions to the Creator Owner group on the shared folder.

Correct Answer: AD

Section: Mixed Questions**Explanation****Explanation/Reference:**

Explanation:

QUESTION 89

A company has Windows 10 Enterprise client computers. Finance department employees store files in the C:\Finance directory. File History is on.

A Finance department employee attempts to restore a file to a previous version by using File History. The file is not available to restore.

You need to establish why the file history is not available and ensure that it is available in the future.

Which two actions should you perform? Each correct answer presents part of the solution.

NOTE: Each correct selection is worth one point.

- A. Review the File History backup log.
- B. Restore the data files from the Previous Versions tab located in the folder properties.
- C. Set the Protection Settings for drive C to On.
- D. Move the file into a library.

Correct Answer: AD

Section: Mixed Questions**Explanation****Explanation/Reference:**

Explanation:

QUESTION 90

DRAG DROP

You are a desktop support technician for your company. You support more than 100 Windows 8 and Windows 10 Enterprise desktop computers.

You are preparing an installation image of a Windows 10 Enterprise computer by using the Deployment and Imaging Tools Environment command prompt on your own computer. The image includes a customized instance of the Windows Recovery Environment (Windows RE).

You need to extract and mount the Windows RE image.

Which three actions should you perform in sequence? To answer, move the appropriate three actions from the list of actions to the answer area and arrange them in the correct order.

Select and Place:

Actions

Register the Windows RE location in the Windows registry.

Mount the install.wim file by running the **dism /mount image** command.

Mount the winre.wim file by running the **dism /mount -image** command.

Create a mount.ini file to specify the image file and mount point.

Copy the Windows image file from the Windows product DVD to a local drive.

Answer Area



Correct Answer:

Actions

Register the Windows RE location in the Windows registry.

Create a mount.ini file to specify the image file and mount point.

Answer Area

Copy the Windows image file from the Windows product DVD to a local drive.

Mount the install.wim file by running the **dism /mount image** command.

Mount the winre.wim file by running the **dism /mount -image** command.

Section: Mixed Questions

Explanation

Explanation/Reference:

QUESTION 91

You administer Windows 10 Enterprise client computers in your company network.

You need to configure a backup and recovery solution that meets the following requirements:

- Recovers the system if it doesn't start.
- Recovers the system if the hard drive fails.

Which two actions should you perform? Each correct answer presents part of the solution.

NOTE: Each correct selection is worth one point.

- A. Create a system repair disk.
- B. Create a storage space.
- C. Turn on File History.
- D. Configure system protection.
- E. Create a system image backup.

Correct Answer: AE

Section: Mixed Questions

Explanation

Explanation/Reference:

Explanation:

QUESTION 92

You are the desktop administrator for a small company.

The company modifies its policy for retaining company financial documents from six months to three years. You currently use File History, retaining files for six months and saving copies of files every 20 minutes.

You need to adjust your current backup solution to accommodate the policy change.

What should you do?

- A. Set the Keep Saved Versions option in File History to Forever.
- B. Set the backup solution to Recovery model.
- C. Set the Save Copies of Files frequency to Daily.
- D. Set the File History log file setting to Archive the log when full, do not overwrite events.

Correct Answer: A

Section: Mixed Questions

Explanation

Explanation/Reference:

Explanation:

You can select one, two years or forever; there is no option for three years. Therefore, the only option is to keep the files forever.

QUESTION 93

DRAG DROP

Ten client computers run Windows 7 and a custom application. The custom application is compatible with Windows 10 Enterprise.

You purchase 10 new computers that have Windows 10 Enterprise pre-installed. You plan to migrate user settings and data from the Windows 7 computers to the Windows 10 Enterprise computers. You add the User State Migration Toolkit (USMT) on a USB flash drive.

You need to ensure that the custom application settings are applied to the Windows 10 Enterprise computers after the migration is complete.

Which three actions should you perform in sequence? To answer, move the appropriate actions from the list of actions to the answer area and arrange them in the correct order.

Select and Place:

Actions

Run the **scanstate** command on the Windows 7 computers.

Run the **loadstate** command on the Windows 10 Enterprise computers.

Uninstall the custom application from the Windows 7 computers.

Run the **loadstate** command on the Windows 7 computers.

Install the custom application on the Windows 10 Enterprise computers.

Run the **scanstate** command on the Windows 10 Enterprise computers.

Answer Area



Correct Answer:

Actions

Uninstall the custom application from the Windows 7 computers.
Run the loadstate command on the Windows 7 computers.
Run the scanstate command on the Windows 10 Enterprise computers.

Answer Area

	Run the scanstate command on the Windows 7 computers.	
	Install the custom application on the Windows 10 Enterprise computers.	
⏪	Run the loadstate command on the Windows 10 Enterprise computers.	⏩
⏩		⏪

Section: Mixed Questions

Explanation

Explanation/Reference:

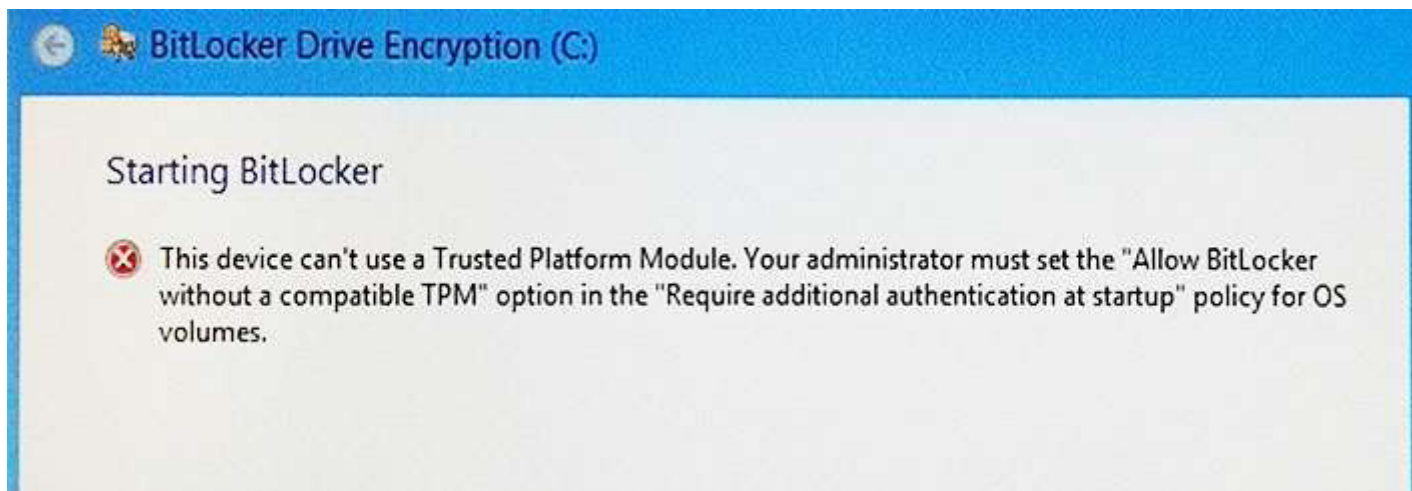
QUESTION 94

HOTSPOT

You are the PC support specialist for Contoso, Ltd.

Your department upgrades your company's laptops to Windows 10 Enterprise.

You need to use BitLocker to encrypt the system drives on these laptops. You attempt to encrypt several laptops but receive an error message shown in the following image:



Use the drop-down menus to select the answer choice that completes each statement.

Note: Each correct selection is worth one point.

Hot Area:

Answer Area

In order to encrypt your system drive with BitLocker, set the BitLocker Startup Preferences to **[answer choice]**.

	▼
Use BitLocker without additional key	
Require a PIN at every startup.	
Require a Startup key at every startup.	

Once the drive is encrypted, **[answer choice]** each time you boot the computer.

	▼
type a PIN when prompted.	
insert a USB drive with the saved	
select Automatic Unlock at prompt	

Correct Answer:

Answer Area

In order to encrypt your system drive with BitLocker, set the BitLocker Startup Preferences to **[answer choice]**.

	▼
Use BitLocker without additional key	
Require a PIN at every startup.	
Require a Startup key at every startup.	

Once the drive is encrypted, **[answer choice]** each time you boot the computer.

	▼
type a PIN when prompted.	
insert a USB drive with the saved	
select Automatic Unlock at prompt	

Section: Mixed Questions

Explanation

Explanation/Reference:

QUESTION 95

DRAG DROP

You administer Windows 7 and Windows 8 client computers in your company network.

You add 100 new client computers that have Windows 10 Enterprise installed.

You need to migrate user profiles, local groups membership, and network mapped drives to the new client computers. You download and copy User State Migration Tool (USMT) files to a network share.

Which three actions should you perform next, in sequence? To answer, move the appropriate three actions from the list of actions to the answer area and arrange them in the correct order.

Select and Place:

Actions

Run the LoadState tool on the Windows 10 Enterprise computers.

Run the System Preparation (Sysprep) tool on the Windows 7 and Windows 8 computers.

Run the System Preparation (Sysprep) tool on the Windows 10 Enterprise computers.

Modify the custom.ini file.

Run the ScanState tool on the Windows 7 and Windows 8 computers.

Modify the custom.xml file.

Answer Area



Correct Answer:

Actions

Run the System Preparation (Sysprep) tool on the Windows 7 and Windows 8 computers.
Run the System Preparation (Sysprep) tool on the Windows 10 Enterprise computers.
Modify the custom.ini file.

Answer Area

	Modify the custom.xml file.	
	Run the ScanState tool on the Windows 7 and Windows 8 computers.	
⏪	Run the LoadState tool on the Windows 10 Enterprise computers.	⏩
⏴		⏵

Section: Mixed Questions

Explanation

Explanation/Reference:

QUESTION 96

You have a computer that runs Windows 10 and has BitLocker Drive Encryption (BitLocker) configured.

You need to change the BitLocker PIN for the drive.

What should you run?

- A. the bitsadmin.exe command
- B. the Enable-BitLocker cmdlet
- C. the Add-BitLockerKeyProtector cmdlet
- D. the Set-PcdvDeviceUserPassword cmdlet

Correct Answer: C

Section: Mixed Questions

Explanation

Explanation/Reference:

Explanation:

QUESTION 97

DRAG DROP

You plan to use Microsoft Intune to manage application updates for non-Microsoft applications.

You create a new Intune subscription.

You need to test the deployment of the updates on a computer. The solution must ensure that the updates are deployed only if the test computer has the corresponding application installed already.

Which three actions should you perform in sequence? To answer, move the appropriate actions from the list of actions to the answer area and arrange them in the correct order.

Select and Place:

Actions

Install the Intune client on the test computers.

From the Microsoft Intune administration portal, run the Upload Update - Microsoft Intune Software Publisher wizard.

From the Microsoft Intune administration portal, run the Add Software - Microsoft Intune Software Publisher wizard.

From the Microsoft Intune administration portal, click **Manage Deployment**.

From the Microsoft Intune administration portal, click **Approve**.

Answer Area



Correct Answer:

Actions

From the Microsoft Intune administration portal, run the Upload Update - Microsoft Intune Software Publisher wizard.

From the Microsoft Intune administration portal, click **Approve**.

Answer Area

Install the Intune client on the test computers.

From the Microsoft Intune administration portal, run the Add Software - Microsoft Intune Software Publisher wizard.

From the Microsoft Intune administration portal, click **Manage Deployment**.



Section: Mixed Questions

Explanation

Explanation/Reference:

QUESTION 98

You have a Microsoft Intune subscription.

You create two compliance policies named Comp1 and Comp2. You create a configuration policy named ConfigPol1. The settings in each policy do not conflict with other policies.

Comp1 has low security settings. Comp2 has medium security settings. ConfigPol1 has high security settings.

You have a device named Device1. Device1 is a member of groups that have Comp1, Comp2 and ConfigPol1 applied.

You need to identify which policies will be enforced on Device1.

What should you identify?

- A. Comp1 only
- B. Comp2 only
- C. Comp1, Comp2 and ConfigPol1
- D. Comp1 and Comp2 only
- E. Comp1 and ConfigPol1 only

- F. ConfigPol1 only
- G. Comp2 and ConfigPol1 only

Correct Answer: C

Section: Mixed Questions

Explanation

Explanation/Reference:

Explanation:

QUESTION 99

Your network contains an Active Directory domain named contoso.com. All client computers run Windows 10 Enterprise and Microsoft Office 2013. All of the computers are joined to the domain.

Your company purchases a subscription to Office 365. An administrator creates an Office 365 account for each user and deploys a federated solution for Office 365.

You need to prevent the users from being prompted for a user account and a password each time they access services from Office 365.

Which account should you instruct the users to use when they sign in to their computer?

- A. a Microsoft account
- B. a local user account
- C. an Office 365 account
- D. a contoso.com account

Correct Answer: D

Section: Mixed Questions

Explanation

Explanation/Reference:

Explanation:

QUESTION 100

You have a computer named Client1. Client 1 is joined to an Active Directory domain.

You need to join Client1 to an Azure Active Directory (Azure AD) tenant.

What should you do first?

- A. From User Accounts in Control Panel, configure the Manage User Accounts settings.
- B. From Computer Management, modify the membership for the Network Configuration Operators group.
- C. From the System in the Settings app, click Disconnect from organization.
- D. From the Local Group Policy Editor, modify the Add workstations to domain policy.

Correct Answer: C

Section: Mixed Questions

Explanation

Explanation/Reference:

Explanation:

<https://blogs.technet.microsoft.com/enterprisemobility/2015/05/28/azure-ad-join-on-windows-10-devices/>

QUESTION 101

You administer Windows 10 Enterprise. Your network includes an Active Directory domain and a standalone server in a perimeter network that runs Windows Server 2008 R2.

Your company purchases five new tablets that run Windows 8. The tablets will be used to access domain resources and shared folders located on the standalone server.

You need to implement single sign-on (SSO) authentication for tablet users. You also need to ensure that you can audit personnel access to the shared folder.

Which two actions should you perform? Each correct answer presents part of the solution.

NOTE: Each correct selection is worth one point.

- A. Create a new Microsoft account for each user.
- B. Ensure that the local account for each user on the stand-alone server uses the same password as the corresponding Microsoft account.
- C. Join the tablets to a domain.
- D. Join the tablets to the same workgroup as the stand-alone server.
- E. Enable a guest account on the stand-alone server.
- F. On the stand-alone server, create user accounts that have the same logon names and passwords as the user domain accounts.

Correct Answer: CF

Section: Mixed Questions

Explanation

Explanation/Reference:

Explanation:

QUESTION 102

You support Windows 10 Enterprise computers. Your company protects all laptops by using the BitLocker Network Unlock feature.

Some employees work from home.

You need to ensure that employees can log on to their laptops when they work from home.

What should you do?

- A. Have users run the Manage-bde.exe –unlock command before they disconnect from the company network.
- B. Ensure that the Trusted Platform Module (TPM) chips in the laptops are version 1.2 or greater.
- C. Enable BitLocker To Go.
- D. Provide employees with their BitLocker PINs.

Correct Answer: D

Section: Mixed Questions

Explanation

Explanation/Reference:

Explanation:

QUESTION 103

You administer Windows 10 Enterprise tablets that are members of an Active Directory domain.

You want to create an archived copy of My Documents folders that are stored on the tablets. You create a standard domain user account to run a backup task.

You need to grant the backup task user account access to the folders.

What should you do?

- A. Add the backup task account to the Remote Management Users group on a domain controller.
- B. Add the backup task account to the Backup Operators group on every tablet.
- C. Add the backup task account to the Backup Operators group on a domain controller.
- D. Set the backup task account as NTFS owner on all the folders.

Correct Answer: B

Section: Mixed Questions

Explanation

Explanation/Reference:

Explanation:

QUESTION 104

You are an IT professional for a bank. All of the user's files on the external drives are encrypted by using EFS.

You replace a user's computer with a new Windows 10 Enterprise computer. The user needs to connect her external hard drive to the new computer. You have the original computer's certificate and key.

You need to import the certificate and key onto the new computer.

Into which certificate store should you import the certificate and key?

- A. Untrusted Certificates
- B. Trusted Root Certification Authorities
- C. Personal
- D. Trusted Publishers

Correct Answer: C

Section: Mixed Questions

Explanation

Explanation/Reference:

Explanation:

QUESTION 105

You manage Windows 10 Enterprise desktop and laptop computers for your company. They are part of a Windows Server 2012 R2 Active Directory Domain Services (AD DS) environment. The system administrators implement DFS for flexibility and availability. Laptops are able to connect to the company's private network by using local Ethernet or secure wireless.

Three users report that their files on the server are missing, and they no longer have drive G.

You need to ensure that the three users' computers can access the DFS namespace so that you can troubleshoot by using the DFS client.

What should you do?

- A. Ascertain whether the three users are connected through a wireless or wired connection.
- B. Ensure that the three users have access to the domain NETLOGON share.
- C. Ensure that the Net Logon service is running on all servers that are hosting the DFS namespace.
- D. Verify that a share is defined on the folder to which drive G is being mapped.

Correct Answer: C

Section: Mixed Questions

Explanation

Explanation/Reference:

Explanation:

QUESTION 106

DRAG DROP

You support Windows 10 Enterprise client computers. Company policy requires that Microsoft Outlook 2010 be the only mail client allowed and supported.

You collect software metering data and discover that several users are running other third-party mail clients.

You need to block the third-party mail client from running on the computers. All other applications should be allowed.

Which three actions should you perform in sequence? To answer, move the appropriate actions from the list of actions to the answer area and arrange them in the correct order.

Select and Place:

Actions

Open **Computer Configuration of Group Policy**.

Select **Software Restriction Policies** and set the default to **Disallowed**.

Create new AppLocker Deny Script rules.

Open **User Configuration of Group Policy**.

Enable enforcement of executable rules.

Create new AppLocker Deny Executable rules.

Enable Audit enforcement of Script rules.

Answer Area



Correct Answer:

Actions

Select **Software Restriction Policies** and set the default to **Disallowed**.

Create new AppLocker Deny Script rules.



Open **User Configuration of Group Policy**.



Enable Audit enforcement of Script rules.

Answer Area

Open **Computer Configuration of Group Policy**.

Create new AppLocker Deny Executable rules.

 Enable enforcement of executable rules. 

Section: Mixed Questions
Explanation

Explanation/Reference:

QUESTION 107

You have a computer named Client1. Client1 is joined to an Active Directory domain.

You need to join Client1 to an Azure Active Directory (Azure AD) tenant.

What should you do first?

- A. From the Local Group Policy Editor, modify the Add workstations to domain policy.
- B. From the network adapter properties, modify the DNS suffix.
- C. From System Control Panel, configure the computer to be a member of a workgroup.
- D. From the System in the Settings app, modify the sign-in options.

Correct Answer: D

Section: Mixed Questions
Explanation

Explanation/Reference:
Explanation:

<https://blogs.technet.microsoft.com/enterprisemobility/2015/05/28/azure-ad-join-on-windows-10-devices/>

QUESTION 108

You have a computer that runs Windows 10 and has BitLocker Drive Encryption (BitLocker) configured.

You need to change the BitLocker PIN for the drive.

What should you run?

- A. the repair-bde.exe Windows script file
- B. the Enable-BitLocker cmdlet
- C. the bitsadmin.exe command
- D. the manage-bde.exe command

Correct Answer: D

Section: Mixed Questions

Explanation

Explanation/Reference:

Explanation:

[https://technet.microsoft.com/en-us/library/dd875513\(v=ws.10\).aspx#BKMK_changePIN](https://technet.microsoft.com/en-us/library/dd875513(v=ws.10).aspx#BKMK_changePIN)

QUESTION 109

DRAG DROP

You support Windows 10 Enterprise laptops.

You need to configure the laptops to support offline file access.

Which three actions should you perform in sequence? To answer, move the appropriate actions from the list of actions to the answer area and arrange them in the correct order.

Select and Place:



Actions

Select **Manage offline files**.

On the laptop, right-click the network share folder and select **Always available offline**.

Select **Offline Files**, and then select **Set up**.

Select **Sync Setup**.

Select **Set up new sync partnerships**.

Select **Enable offline files**.

Answer Area



Correct Answer:

Actions

On the laptop, right-click the network share folder and select **Always available offline**.

Select **Offline Files**, and then select **Set up**.

Select **Set up new sync partnerships**.

Answer Area

Select **Sync Setup**.

Select **Manage offline files**.

Select **Enable offline files**.

Section: Mixed Questions

Explanation

Explanation/Reference:

<http://www.thewindowsclub.com/windows-10-sync-center>

QUESTION 110

A company has an Active Directory Domain Services (AD DS) domain. All client computers run Windows 10 Enterprise.

You are configuring security for a portable client computer that does not have a Trusted Platform Module (TPM) chip installed.

You need to configure local Group Policy to turn on Windows BitLocker Drive Encryption on the computer.

Which two actions should you perform? Each correct answer presents part of the solution.

NOTE Each correct selection is worth one point.

- A. Enable the Enforce drive encryption type on operating system drives policy setting.
- B. Enable the option to allow BitLocker without a compatible TPM.
- C. Enable the Require additional authentication at startup policy setting.
- D. Configure the TPM validation profile to enable Platform Configuration Register indices (PCRs) 0, 2, 4, and 11.

Correct Answer: BC

Section: Mixed Questions

Explanation

Explanation/Reference:

Explanation:

<https://www.howtogeek.com/howto/6229/how-to-use-bitlocker-on-drives-without-tpm/>

QUESTION 111

Your company network includes a main office and multiple small branch offices. All of the computers in the branch offices run Windows 10 Enterprise and are members of an Active Directory domain. The company has no plans to deploy any servers in the branch offices.

Users from some branch offices report that it takes a long time to open documents from a file server that is located in the main office.

You need to enable BranchCache on all computers located in the branch offices.

What should you do?

- A. Open Group Policy Editor and enable BranchCache in Distributed Cache mode for the computers in the branch offices.
- B. Open PowerShell and run the Enable-BCHostedClients cmdlet on the computers in the branch offices.
- C. Open Group Policy Editor and Enable BranchCache in a Hosted Cache mode for the computers in the branch offices.
- D. Open PowerShell, run the Set-BCCache cmdlet on computers in the branch offices.

Correct Answer: A

Section: Mixed Questions

Explanation

Explanation/Reference:

Explanation:

<http://www.computerstepbystep.com/set-branchcache-distributed-cache-mode.html>

[https://technet.microsoft.com/en-us/library/hh831696\(v=ws.11\).aspx](https://technet.microsoft.com/en-us/library/hh831696(v=ws.11).aspx)

QUESTION 112

Note: This question is part of a series of questions that use the same or similar answer choices. An answer choice may be correct for more than one question in the series. Each question is independent of the other questions in this series. Information and details provided in a question apply only to that question.

You have five computers that runs Windows 10. Each computer is used by a different user. All of the computers are members of the same workgroup.

You need to ensure that all of the users can access the files located in one another's libraries. Access must be granted based on a shared password.

What should you configure?

- A. share permissions
- B. account policies
- C. HomeGroup settings
- D. application control policies
- E. NTFS permissions
- F. Microsoft OneDrive
- G. Encrypting File System (EFS) settings
- H. software restriction policies

Correct Answer: C

Section: Mixed Questions

Explanation

Explanation/Reference:

Explanation:

<https://support.microsoft.com/en-za/help/17145/windows-homegroup-from-start-to-finish>

QUESTION 113

You manage desktop computers on your company network. The finance department uses computers that run Windows 7 Enterprise and a 32-bit legacy application. The application has some compatibility issues with Windows 10 Enterprise. The application uses domain single sign-on for authentication.

The vendor releases a new version of the application that is fully compatible with Windows 10 Enterprise. These versions cannot be installed on the same computer due to HKEY_CURRENT_USER registry setting conflicts.

You need to migrate the finance department computers to Windows 10 Enterprise while meeting the following requirements:

- Users are able to use the original version of the application while validating the new version.
- Once the new version is validated, the old version is removed with minimal effort.
- Users authenticate only once to use the application.

Which technology should you choose?

- A. Microsoft Application Compatibility Toolkit (ACT)
- B. Hyper-V
- C. Microsoft Application Virtualization (App-V)
- D. User Experience Virtualization (UE-V)

Correct Answer: A

Section: Mixed Questions

Explanation

Explanation/Reference:

Explanation:

[https://technet.microsoft.com/en-us/library/ee449434\(v=ws.10\).aspx](https://technet.microsoft.com/en-us/library/ee449434(v=ws.10).aspx)

QUESTION 114

You administer Windows 10 Enterprise tablets that are members of an Active Directory domain. Your company policy allows users to download and install only certain few Windows Store apps.

You have created a new AppLocker Packaged Apps policy to help enforce the company policy.

You need to test the new AppLocker Packaged Apps policy before you implement it for the entire company.

What should you do?

- A. Open PowerShell and run the Get-AppLockerPolicy -Effective cmdlet to retrieve the AppLocker effective policy.
- B. Open Group Policy Management console and enforce the new AppLocker policy in Audit Only mode.
- C. Open Group Policy Management console and run the Group Policy Modeling Wizard.
- D. Open Group Policy Management console and run the Group Policy Results Wizard.

Correct Answer: B

Section: Mixed Questions

Explanation

Explanation/Reference:

Explanation:

[https://technet.microsoft.com/en-us/library/hh831440\(v=ws.11\).aspx](https://technet.microsoft.com/en-us/library/hh831440(v=ws.11).aspx)

<https://docs.microsoft.com/en-us/windows/device-security/applocker/determine-your-application-control-objectives>

QUESTION 115

Note: This question is part of a series of questions that use the same or similar answer choices. An answer choice may be correct for more than one question in the series. Each question is independent of the other questions in this series. Information and details in a question apply only to that question.

You need to change the password used for an L2TP VPN connection.

Which Control Panel application should you use?

- A. Work Folders
- B. Phone and Modem
- C. Credential Manager
- D. Sync Center
- E. System
- F. Network and Sharing Center
- G. RemoteApp and Desktop Connections
- H. Power Options

Correct Answer: F

Section: Mixed Questions

Explanation

Explanation/Reference:

Explanation:

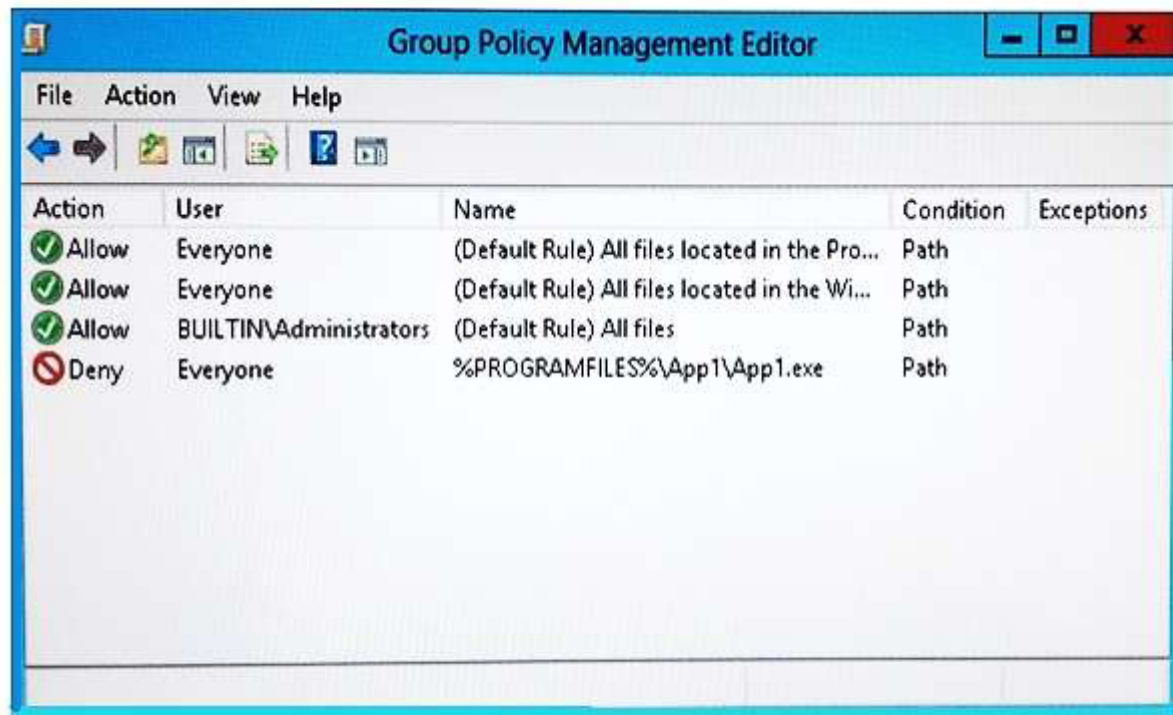
https://www.watchguard.com/help/docs/wsm/xtm_11/en-us/content/en-us/mvpn/l2tp/l2tp_vpn_client_win7_c.html

QUESTION 116

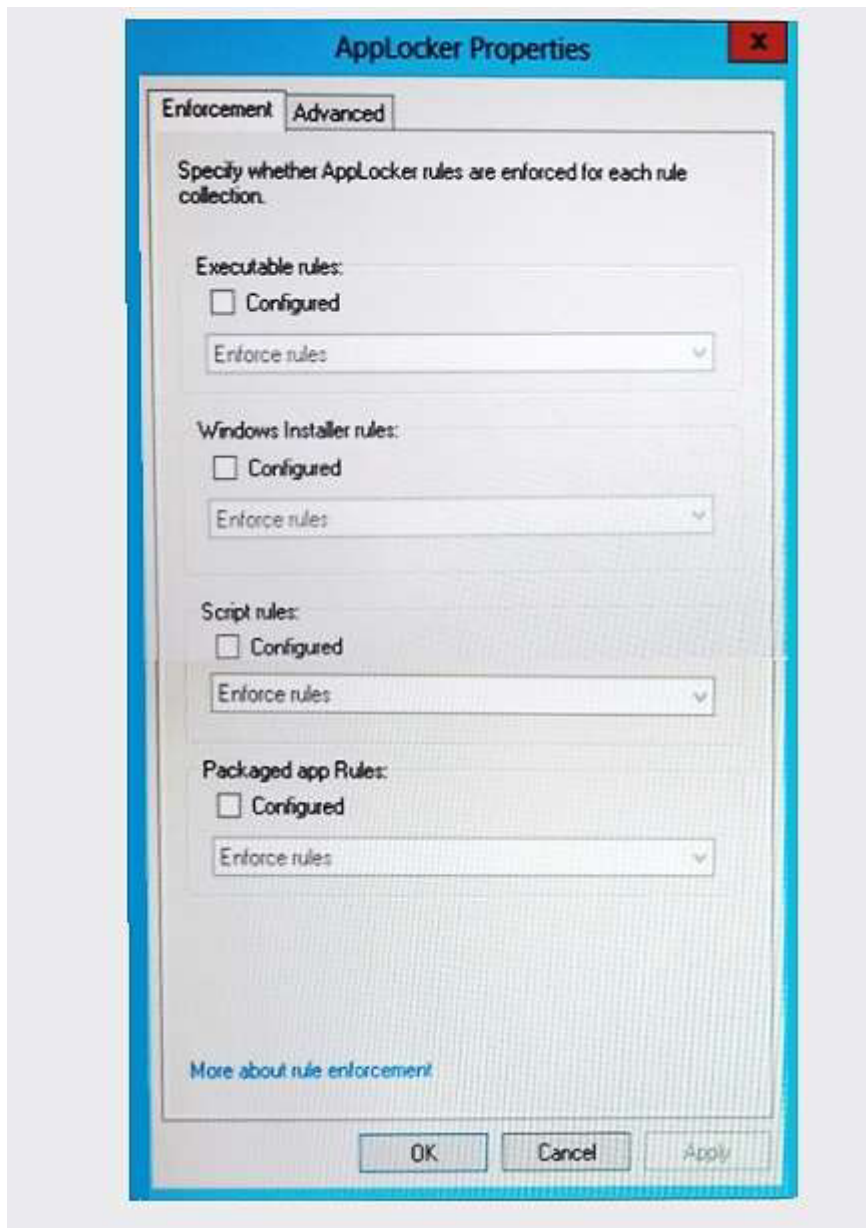
HOTSPOT

Your network contains an Active Directory domain.

The Default Domain Policy contains the AppLocker settings configured as shown in the AppLocker Settings exhibit. (Click the Exhibit button.)



The Default Domain Policy contains the AppLocker properties configured as shown in the AppLocker properties exhibit. (Click the Exhibit button.)



Use the drop-down menus to select the answer choice that completes each statement.

NOTE: Each correct selection is worth one point.

Hot Area:



Answer Area

App1.exe will be **Answer Choice**

	▼
allowed for everyone.	
denied for everyone.	
denied for everyone except administrators.	

The rule configured for App1.exe is **Answer Choice** rule.

	▼
an Executable	
a Packaged App	
a Script	
a Windows Installer	

Correct Answer:



Answer Area

App1.exe will be **Answer Choice**

	▼
allowed for everyone.	
denied for everyone.	
denied for everyone except administrators.	

The rule configured for App1.exe is **Answer Choice** rule.

	▼
an Executable	
a Packaged App	
a Script	
a Windows Installer	

Section: Mixed Questions

Explanation

Explanation/Reference:

Explanation:

App1.exe will be denied for everyone.

The rule configured for App1.exe is an Executable rule.

<https://docs.microsoft.com/en-us/windows/device-security/applocker/understand-applocker-enforcement-settings>

<https://docs.microsoft.com/en-us/windows/device-security/applocker/determine-your-application-control-objectives>

QUESTION 117

You administer computers that run Windows XP Professional. These computers have a wide range of line of

business (LOB) applications installed.

You want to migrate from Windows XP Professional to Windows 10 Enterprise.

You need to identify which application will prompt users for elevated privileges.

What should you do first?

- A. Configure the advanced audit setting on the Windows 10 Enterprise computers before you install the LOB applications.
- B. Install the Microsoft Assessment and Planning (MAP) Toolkit.
- C. Install the Microsoft Application Compatibility Toolkit (ACT).
- D. Install User Experience Virtualization (UE-V) on the Windows 10 Enterprise computers before you install the LOB applications.

Correct Answer: C

Section: Mixed Questions

Explanation

Explanation/Reference:

Explanation:

[https://technet.microsoft.com/en-us/library/ee449434\(v=ws.10\).aspx](https://technet.microsoft.com/en-us/library/ee449434(v=ws.10).aspx)

QUESTION 118

DRAG DROP

You are the system administrator for your company.

You deploy new Windows 10 Enterprise computers to replace the company's Windows Vista and Windows 7 computers. Users report that the new Windows 10 Enterprise computers display error messages when the users run the company's custom financial applications. In addition, many features do not function properly.

You need to set up Remote Desktop Services on a Windows Server 2012 R2 server to provide Windows 7 VM-hosted RemoteApp programs. All prerequisite roles and features are installed on the server.

In which order should you perform the actions? To answer, move all actions from the list of actions to the answer area and arrange them in the correct order.

Select and Place:

Actions

Publish the RemoteApp programs.

Run Sysprep on a Windows 7 VM template.

Update the Hyper-V Integration Components on a Windows 7 VM template.

Run the Create Collection Wizard to set up a pooled virtual desktop collection.



Answer Area

Correct Answer:

Actions



Answer Area

Update the Hyper-V Integration
Windows 7 VM template.

Run Sysprep on a Windows 7 VM

Run the Create Collection Wizard
virtual desktop collection.

Publish the RemoteApp program

Section: Mixed Questions

Explanation

Explanation/Reference:

<https://technet.microsoft.com/en-us/library/jj554307.aspx>

QUESTION 119

DRAG DROP

You administer Windows 7 and Windows 10 Enterprise computers. You run an application that saves files that contain local settings unique to each user.

You want to allow users to synchronize settings for an application to any enterprise computer when they log on to the enterprise computer.

You need to implement a solution that will move a user's settings files to any computer. You also need to ensure that you can roll back the changes if necessary.

Which required task or tasks should you perform with each approach? To answer, drag the appropriate required task to the corresponding approach. Each required task may be used once, more than once, or not at all. You may need to drag the split bar between panes or scroll to view content.

NOTE: Each correct selection is worth one point.

Select and Place:

Required Tasks

Create a setting location template.

Place the settings location template.

Enable Folder Redirection.

Deploy the User Experience Virtualization (UE-V) Agent.

Answer Area

Generator

Required Task

Template Catalog Path

Required Task

Microsoft Desktop Optimization Pack (MDOP)

Required Task

Correct Answer:

Required Tasks

Enable Folder Redirection.

Answer Area

Generator

Deploy the User Experience Virtualization (UE-V) Agent.

Template Catalog Path

Create a setting location template.

Microsoft Desktop Optimization Pack (MDOP)

Place the settings location template.

Section: Mixed Questions

Explanation

Explanation/Reference:

References: <https://docs.microsoft.com/en-us/microsoft-desktop-optimization-pack/uev-v2/prepare-a-ue-v-2x->

deployment-new-uevv2

QUESTION 120

HOTSPOT

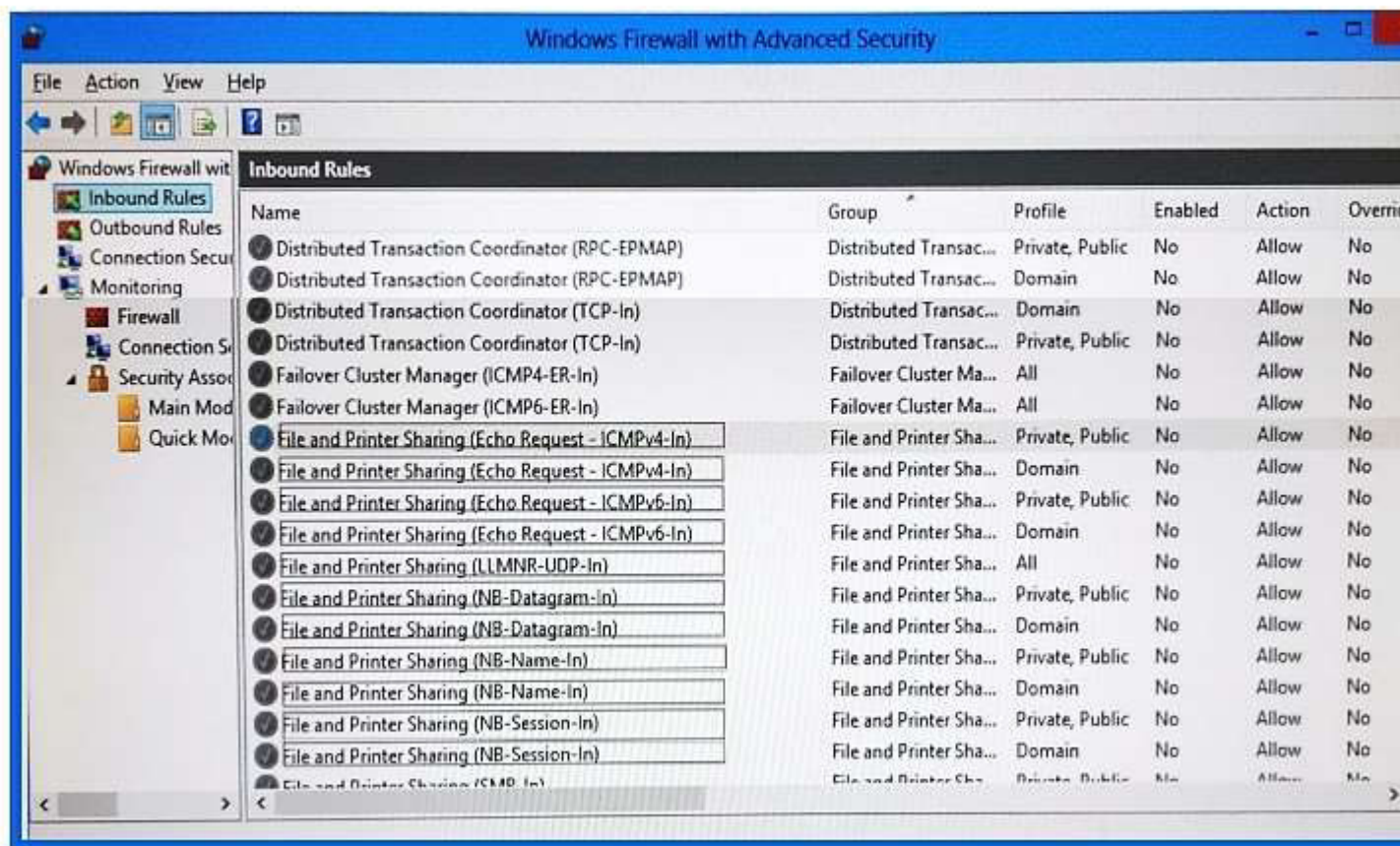
You administer Windows 10 Enterprise client computers in your company network. The computers belong to an Active Directory Domain Services (AD DS) domain and have Windows Firewall enabled. All of the computers are connected to the Internet.

You ping one of the desktops, which has an IP Address of 10.4.4.4, but you receive the message "Request timed out".

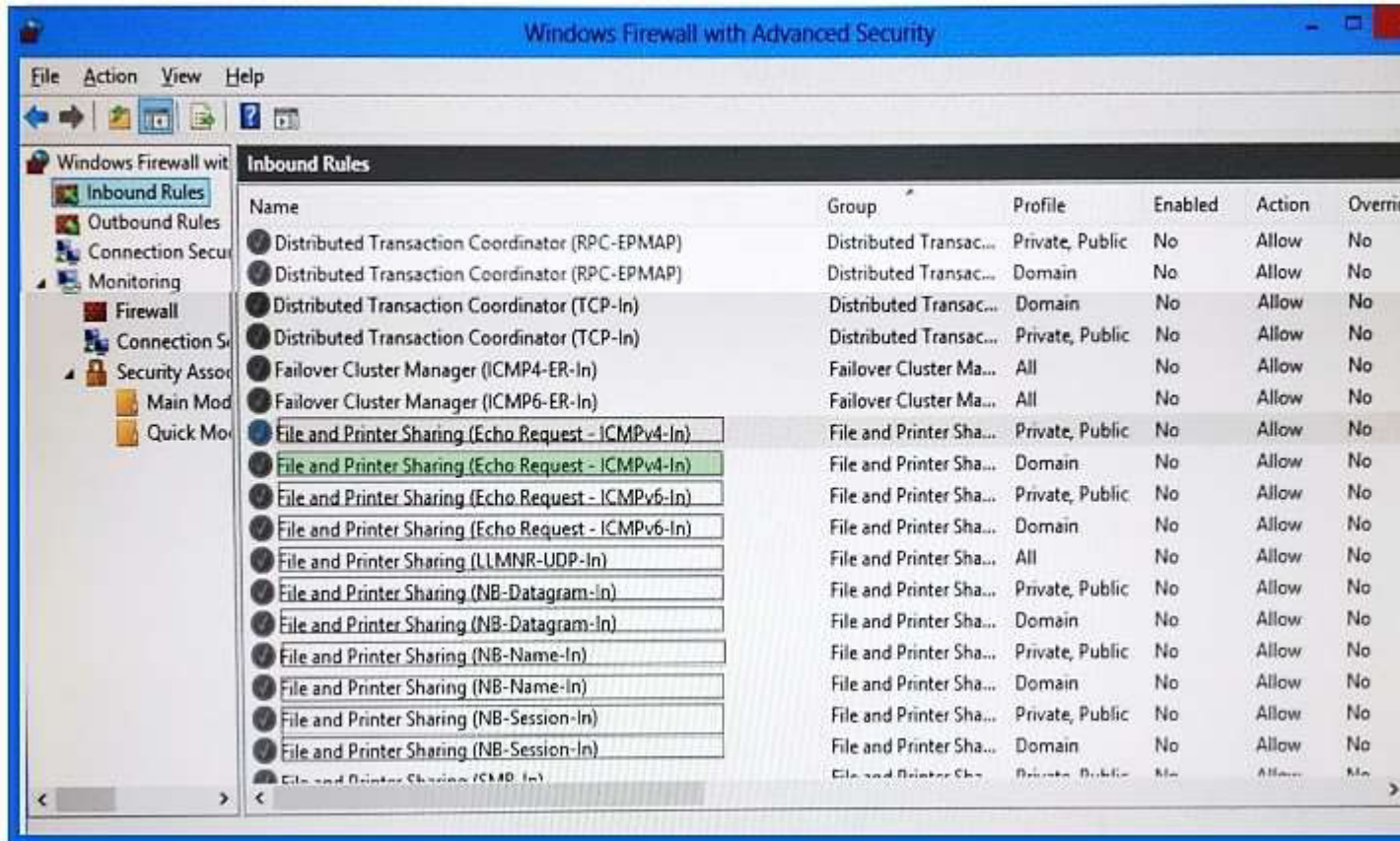
You need to configure the desktop to reply to ping request from other devices on the company network.

From the Windows Firewall with Advanced Security window, which inbound rule should you modify? To answer, select the appropriate inbound rule in the answer area.

Hot Area:



Correct Answer:



Section: Mixed Questions

Explanation

Explanation/Reference:

Explanation:

File and Printer Sharing (Echo Request - ICMPv4-In) Domain

References:

<https://kb.iu.edu/d/aopy>

[https://technet.microsoft.com/en-us/library/cc749323\(v=ws.10\).aspx](https://technet.microsoft.com/en-us/library/cc749323(v=ws.10).aspx)

<https://community.sophos.com/kb/en-us/117837>

QUESTION 121

A company has an Active Directory Domain Services (AD DS) domain. All client computers run Windows 10 Enterprise and are joined to the domain.

Corporate policy prohibits homegroups on the corporate network.

You need to ensure that client computer network adapter settings do not support joining a homegroup.

What should you do?

- A. Disable IPv6.
- B. Disable IPv4.
- C. Enable IPv6.

D. Enable IPv4.

Correct Answer: A

Section: Mixed Questions

Explanation

Explanation/Reference:

Explanation:

<https://h30434.www3.hp.com/t5/Notebook-Wireless-and-Networking/Windows-10-can-t-set-up-a-homeworkgroup-on-this-computer/td-p/5581558>

QUESTION 122

You have Windows 10 Enterprise computer at home. You have purchased a new 4-terabyte external drive and attached it to the computer.

You want to create a 2.5-terabyte virtual hard disk (VHD) and store it on the new external drive. You also want to allocate disk space for the virtual disk as needed.

You need to create the required virtual disk.

What should you do?

- A. From Disk Management, select create VHD. For virtual hard disk format, select VHD. For virtual hard type, select Fixed Size.
- B. From Disk Management, select create VHD. For virtual hard disk format, select VHDX. For virtual hard type, select Dynamically.
- C. From Disk Management, select create VHD. For virtual hard disk format, select VHD. For virtual hard type, select Dynamically.
- D. From Disk Management, select create VHD. For virtual hard disk format, select VHDX. For virtual hard type, select Fixed Size.

Correct Answer: B

Section: Mixed Questions

Explanation

Explanation/Reference:

QUESTION 123

DRAG DROP

You administer Windows 10 Enterprise computers.

Users in the accounting department ask you to configure a recovery solution for Microsoft Word and Excel files.

You need to ensure that users can restore Microsoft Word and Excel files to previous versions for up to 30 days.

Which three actions should you perform in sequence? To answer, move the appropriate actions from the list of actions to the answer area and arrange them in the correct order.

Select and Place:



Actions

Turn on System Protection and create a restore point.

Start the Volume Shadow Copy service and change the startup type to **Automatic**.

Configure the **Keep Saved Versions** setting.

Create a network share and configure NTFS and share permissions.

Turn on File History.



Answer Area

Correct Answer:



Actions

Turn on System Protection and create a restore point.

Start the Volume Shadow Copy service and change the startup type to **Automatic**.



Answer Area

Create a network share and configure NTFS and share permissions.

Turn on File History.

Configure the **Keep Saved Versions** setting.

Section: Mixed Questions
Explanation

Explanation/Reference:
Explanation:

<https://www.howtogeek.com/74623/how-to-use-the-new-file-history-feature-in-windows-8/>

QUESTION 124

You have a computer named Computer1 that runs Windows 10 Enterprise.

You plan to install the most recent updates to Computer1.

You need to ensure that you can revert to the current state of Computer1 in the event that the computer becomes unresponsive after the update.

What should you include in your solution?

- A. A volume snapshot by using the fsutil.exe command with the volume parameter
- B. The Restore personal files option from the File History control panel item
- C. The Refresh your PC option from the PC Settings
- D. The Backup and Restore (Windows 7) control panel item

Correct Answer: D

Section: Mixed Questions

Explanation

Explanation/Reference:

Explanation:

<http://www.pcadvisor.co.uk/how-to/windows/how-back-up-windows-10-3635397/>

QUESTION 125

A company has Windows 10 Enterprise client computers. Users store data files in their user profile libraries.

You need to ensure that you can restore data files to any date while minimizing system overhead.

Which two actions should you perform? Each answer presents part of the solution.

NOTE Each correct selection is worth one point.

- A. Turn on File History.
- B. Configure Windows 7 File Recovery.
- C. Configure settings to save copies of files daily.
- D. Enable Storage Spaces.

Correct Answer: AC

Section: Mixed Questions

Explanation

Explanation/Reference:

Explanation:

<http://www.pcworld.com/article/2974385/windows/how-to-use-windows-10s-file-history-backup-feature.html>

QUESTION 126

You administer Windows 10 Enterprise computers.

Users are able to download applications from the Internet and install them on their computers.

You need to ensure that users can install only digitally signed applications from approved publishers.

What should you do?

- A. Create AppLocker Publisher rules.
- B. Turn on Windows SmartScreen.
- C. Enable the Check for signatures on downloaded programs option.
- D. Add publishers' websites to the Trusted Sites zone.

Correct Answer: A

Section: Mixed Questions

Explanation

Explanation/Reference:

QUESTION 127

You are a desktop support technician for your company.

You deliver new Windows 10 Enterprise laptops to the software developers. The software developers frequently use laptops to work remotely and are often disconnected from the corporate network. One of the software developers works on an application that must run on Windows XP, Windows Vista, Windows 7, and Windows 10 Enterprise. The software developer needs the ability to test the application natively on each of these operating systems.

You need to provide the software developer with a way to test the application on all operating system versions on the new laptop. The software developer must be able to perform the testing while working remotely without access to corporate resources.

What should you do?

- A. Use Hyper-V to create three virtual machines that provide Windows XP, Windows Vista, and Windows 7 environments.
- B. Install the Windows PE version of Windows XP, Windows Vista, and Windows 7 on three USB drives and boot from each drive to test each operating system version.
- C. Change the compatibility mode settings of the application to Windows XP, Windows Vista, and Windows 7 before testing each operating system version.
- D. Create three virtual machines for Windows XP, Windows Vista, and Windows 7 on a company Windows Server 2012 that is running Hyper-V.

Correct Answer: A

Section: Mixed Questions

Explanation

Explanation/Reference:

QUESTION 128

DRAG DROP

You support Windows 10 Enterprise computers. AppLocker policies are deployed.

Company policy states that AppLocker must be disabled.

You need to disable AppLocker.

Which three actions should you perform in sequence? To answer, move the appropriate actions from the list of actions to the answer area and arrange them in the correct order.

Select and Place:

Actions**Answer Area**

- Disable the Application Identity service.
- Run the gpresult /v command.
- Disable the Application Information service.
- Delete all AppLocker rules.
- Delete all Software Restriction Policy rules.
- Run the gpupdate /force command.

**Correct Answer:****Actions****Answer Area**

-
- Run the gpresult /v command.
- Disable the Application Information service.
-
- Delete all Software Restriction Policy rules.
-



- Delete all AppLocker rules.
- Disable the Application Identity service.
- Run the gpupdate /force command.

**Section: Mixed Questions****Explanation****Explanation/Reference:****QUESTION 129**

You support Windows 10 Enterprise desktop computers. Your company has a security policy that controls multiple settings of the desktops through the domain group policy.

The security policy recently was updated to require that access to several built-in Windows 10 Enterprise tools be prohibited to all local users on one of the desktop computers.

You need to implement this new policy.

What should you do?

- A. Configure NTFS permissions.
- B. Create a Windows To Go workspace.
- C. Configure the AppLocker policy.
- D. Enable BitLocker.

Correct Answer: C

Section: Mixed Questions**Explanation****Explanation/Reference:**

QUESTION 130

The computers in your company's finance department run Windows XP Professional. These computers have multiple line of business (LOB) applications installed.

You add a new Windows 10 Enterprise computer in the finance department. You discover that an application used by the finance department does not work on this computer.

You need to run the application on the new computer.

What should you do first?

- A. Install Client Hyper-V.
- B. Run Refresh your PC.
- C. Install Windows XP Mode.
- D. Create a Windows To Go workspace.

Correct Answer: A

Section: Mixed Questions

Explanation

Explanation/Reference:

QUESTION 131

You support Windows 10 Enterprise tablets. The tablets have the Application Virtualization (App-V) client installed.

Company policy requires that all published App-V applications be available to users only when they are connected to the company network.

You need to configure the tablets so that the company policy requirements are enforced.

What should you do?

- A. Configure mandatory profiles for tablet users.
- B. Reset the App-V client FileSystem cache on the tablets.
- C. Disable the Disconnected operation mode on the tablets.
- D. Change user permissions to the App-V applications.

Correct Answer: C

Section: Mixed Questions

Explanation

Explanation/Reference:

QUESTION 132

Your company has Windows 10 Enterprise client computers.

Microsoft Application Virtualization (App-V) is used to deploy applications.

An App-V package named App1 is stored in C:\App1 on each computer.

You need to publish App1 on the computers.

Which two Windows PowerShell commands should you run? Each correct answer presents part of the solution.

NOTE: Each correct selection is worth one point.

- A. **Publish-AppVClientPackage –Name App1 –DynamicUserConfigurationPath C:\App1\config.xml**
- B. **Add-AppVClientPackage C:\App1\config.xml**
- C. **Add-AppVClientPackage C:\App1\App1.appv**
- D. **Publish-AppVClientPackage –Name App1 –DynamicUserConfigurationPath C:\App1\App1.appv**

Correct Answer: AC

Section: Mixed Questions

Explanation

Explanation/Reference:

References:

<https://docs.microsoft.com/en-us/microsoft-desktop-optimization-pack/appv-v5/how-to-apply-the-user-configuration-file-by-using-powershell>

QUESTION 133

Note: This question is part of a series of questions that use the same or similar answer choices. An answer choice may be correct for more than one question in the series. Each question is independent of the other questions in this series. Information and details provided in a question apply only to that question.

You have five computers that run Windows 10. You are the only user who uses the computers. All of the computers are members of the same domain.

You need to ensure that you can access any file on any of the computers over the Internet.

What should you configure?

- A. account policies
- B. share permissions
- C. application control policies
- D. NTFS permissions
- E. HomeGroup settings
- F. software restriction policies
- G. Encrypting File System (EFS) settings
- H. Microsoft OneDrive

Correct Answer: H

Section: Mixed Questions

Explanation

Explanation/Reference:

QUESTION 134

Note: This question is part of a series of questions that use the same or similar answer choices. An answer choice may be correct for more than one question in the series. Each question is independent of the other questions in this series. Information and details in a question apply only to that question.

You need to enable other users to establish Remote Desktop connections to your computer.

Which Control Panel application should you use?

- A. Credential Manager

- B. Sync Center
- C. System
- D. Power Options
- E. Phone and Modem
- F. RemoteApp and Desktop Connections
- G. Network and Sharing Center
- H. Work Folders

Correct Answer: C

Section: Mixed Questions

Explanation

Explanation/Reference:

QUESTION 135

You have an Active Directory domain named contoso.com. Work folders are deployed.

A user named User1 has a Windows 10 Home computer that is configured to use Work Folders.

User1 connects a new removable USB drive to the computer.

User1 needs to move the Work Folders to the new drive.

What should User1 do first?

- A. From the Work Folders settings, click Manage Credentials.
- B. From Services, stop the Work Folders service.
- C. From the Work Folders settings, click Stop using Work Folders.
- D. From Services, set the BitLocker Drive Encryption Service to start automatically.

Correct Answer: C

Section: Mixed Questions

Explanation

Explanation/Reference:

References:

<https://support.microsoft.com/en-us/help/27903/windows-10-work-folders-faq>

QUESTION 136

You support Windows 10 Enterprise tablets that are part of a workgroup.

You have been given a tablet on which Windows Mobility Center will not start.

You need to make it possible to start Windows Mobility Center on the tablet.

What should you do?

- A. Run gpedit.msc and set Turn off Windows Mobility Center to Not Configured.
- B. Repair the installation of Windows Mobility Center by using Programs and Features.
- C. Turn on XPS Services by using Turn Windows features on or off in Programs and Features.
- D. Run control.exe, and then select Programs and Features. Click Turn Windows features on or off.

Correct Answer: A

Section: Mixed Questions

Explanation

Explanation/Reference:

QUESTION 137

You have 100 Windows computers that are managed by using Microsoft Intune.

You need to ensure that when a new critical update is released, the update is approved automatically and deployed to the computers within 24 hours of approval.

What should you do from the Microsoft Intune administration portal?

- A. From the Updates node, select Critical Updates, and then modify the Approval settings.
- B. From the Admin node, click Enrollment Rules, and then modify the device enrollment rules.
- C. From the Admin node, click Updates, and then create a new automatic approval rule.
- D. From the Policy node, click Compliance Policies, and then create a new compliance policy.
- E. From the Policy node, click Configuration Policies, and then create a new Windows policy.

Correct Answer: C

Section: Mixed Questions

Explanation

Explanation/Reference:

Explanation:

Automatic approval rules – These rules automatically approve specified types of update and reduce your administrative overhead. For example, you might want to automatically approve all critical software updates.

References: <https://docs.microsoft.com/en-us/intune-classic/deploy-use/keep-windows-pcs-up-to-date-with-software-updates-in-microsoft-intune>

QUESTION 138

Your company has a main office and a branch office. Each office contains several servers that run Windows Server 2012.

You need to configure BranchCache for the client computers in the branch office. The solution must ensure that all of the cached content is in a central location.

What should you run on each client computer?

- A. the **Enable-BCDistributed** cmdlet
- B. the **Enable-BCHostedClient** cmdlet
- C. the **Enable-BCLocal** cmdlet
- D. the **Enable-BCHostedServer** cmdlet

Correct Answer: D

Section: Mixed Questions

Explanation

Explanation/Reference:

QUESTION 139

You administer a Windows 10 Enterprise computer.

The computer is configured to encrypt several folders by using a self-signed Encrypted File System (EFS) certificate.

You need to make a backup copy of the encryption keys.

What should you do?

- A. Open the Certificates console and connect to the user account certificates. Export the self-signed EFS certificate from the Trusted People folder to a Canonical Encoding Rules (CER) file.
- B. Open the Certificates console and connect to the user account certificates. Find the personal self-signed EFS certificate and export it to a Personal Information Exchange (PFX) file.
- C. Open the Certificates console and connect to the user account certificates. Export the personal self-signed EFS certificate from the Trusted Root Certification Authority folder to a Personal Information Exchange (PFX) file.
- D. Open the Certificates console and connect to the computer account certificates. Export the self-signed EFS certificate from the Trusted People folder to a Canonical Encoding Rules(CER) file.

Correct Answer: B

Section: Mixed Questions

Explanation

Explanation/Reference:

QUESTION 140

You administer Windows 10 Enterprise computers that are members of an Active Directory domain.

Some volumes on the computers are encrypted with BitLocker. The BitLocker recovery passwords are stored in Active Directory. A user forgets the BitLocker password to local drive E: and is unable to access the protected volume.

You need to provide a BitLocker recovery key to unlock the protected volume.

Which two actions should you perform? Each correct answer presents part of the solution.

NOTE: Each correct selection is worth one point.

- A. Ask the user for his or her logon name.
- B. Ask the user for a recovery key ID for the protected drive.
- C. Ask the user for his or her computer name.
- D. Ask the user to run the **manage-bde –protectors –disable e:** command.

Correct Answer: CD

Section: Mixed Questions

Explanation

Explanation/Reference:

QUESTION 141

DRAG DROP

You are a desktop administrator for a small company and have just upgraded two laptops from Windows 8 to Windows 10 Enterprise.

When the computers were running Windows 8, Backup and Restore was active and was scheduled to back up data files two times a day to an external hard disk.

You need to enable File History so that copies of files are saved to a network drive.

Which three actions should you perform in sequence? To answer, move the appropriate three actions from the

list of actions to the answer area and arrange them in the correct order.

Select and Place:

Actions

Answer Area

- Select Network Drive.
- Make Changes to Advanced Settings.
- Turn on File History.
- Disable the Windows 8 Backup schedule.



Correct Answer:

Actions

Answer Area

-
-
-
- Disable the Windows 8 Backup schedule.

- Make Changes to Advanced Settings.
- Select Network Drive.
- Turn on File History.

Section: Mixed Questions

Explanation

Explanation/Reference:

QUESTION 142

You have a portable Windows 10 Enterprise computer.

You are creating a backup plan. You have the following requirements:

- Automatically back up the files in your Documents folder every hour.
- Ensure that you can recover different versions of the backed-up files.
- Do not back up the Windows operating system files.

You need to configure the computer to meet the requirements.

Which two actions should you perform? Each correct answer presents part of the solution.

NOTE: Each correct selection is worth one point.

- A. Connect an external hard drive to the computer.
- B. Turn on File History.
- C. Create a volume mount point in your Documents folder.
- D. Schedule a task to create a restore point every hour.
- E. Create a recovery drive on drive C.

Correct Answer: AB

Section: Mixed Questions

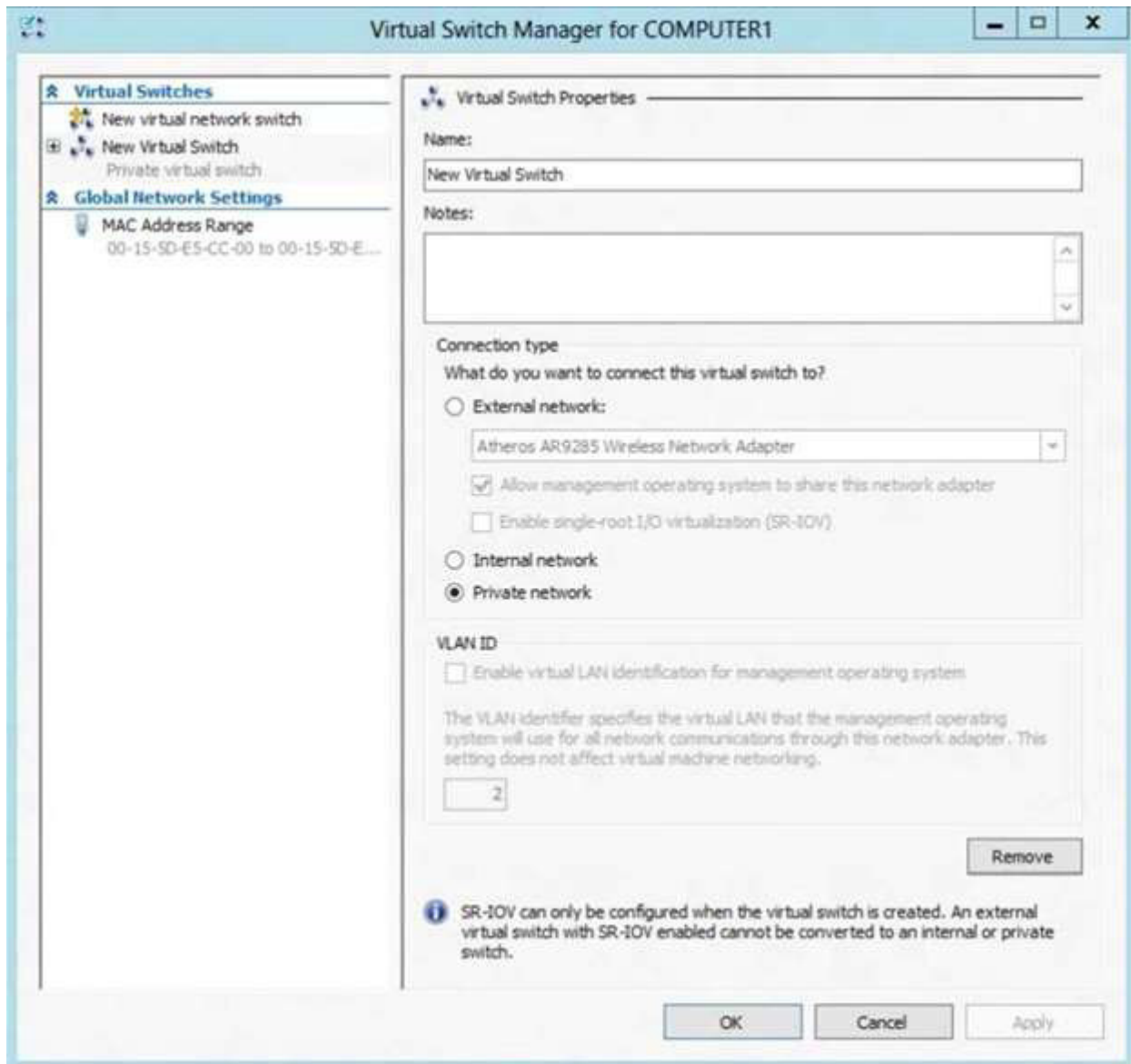
Explanation

Explanation/Reference:

QUESTION 143

A company has an Active Directory Domain Services (AD DS) domain with one physical domain controller. All client computers run Windows 10 Enterprise.

A client computer hosts a Windows 10 Enterprise virtual machine (VM) test environment. The VMs are connected to a private virtual switch that is configured as shown in the Virtual Switch Manager exhibit.



You have the following requirements:

- Configure the test environment to allow VMs to communicate with the host machine.
- Minimize impact on the host machine.

You need to meet the requirements.

What should you do first?

- A. Change the VLAN ID of the private virtual switch to Enable Virtual LAN identification.
- B. Create a new virtual switch with a Private Network connection type.

- C. Create a new virtual switch with an External Network connection type.
- D. Create a new virtual switch with an Internal Network connection type.

Correct Answer: D

Section: Mixed Questions

Explanation

Explanation/Reference:

Explanation:

<http://john.bryntze.net/jbkb-v2/certification-exam-70-687-configuring-windows-8-part-2-configure-hardware-and-applications-16/>

Virtual switches/ Hyper-V VLAN - you can create 3 different types of virtual switches depending the needs of your virtual machines and one single machine can use multiple virtual NICs that is member of different Virtual Switches.

External - This virtual switch binds to the physical network adapter and create a new adapter you can see in Control Panel\Network and Internet\Network Connections so if a virtual machine needs contact outside the host machine this one is a must.

Internal - This virtual switch can be used to connect all virtual machines and the host machine but cannot go outside that.

Private - This virtual switch can only be used by the virtual host

Further information:

<http://technet.microsoft.com/en-us/library/cc816585%28v=ws.10%29.aspx>

Hyper-V Networking: Three types of Virtual Networks:

Type	Parent OS	VMs on Same HV	VMs on Remote HV	LAN	Remark
External	x	x	x	x	Conn. Lost Temporarily
Internal	x	x			
Private		x			
Dedicated		x		x	

Configuring Virtual Networks Private will not allow communication with the host machine. External will allow communication with the host machine but also allow access to other machines on the host machine's network which is not a requirement.

QUESTION 144

You administer Windows 10 Enterprise computers. You have secured the computers by using BitLocker.

You have distributed a new application to the computers. Users report that file associations for ZIP archives is broken and users are unable to open ZIP files.

You need to design a solution that recovers file association. You also need to ensure that BitLocker encryption settings are maintained.

What should you do?

- A. Restore computer from the latest restore point.
- B. Modify setting in Change default settings for media or devices.
- C. Delete the HKEY_CLASSES_ROOT\exefile\shell\open\command registry key.
- D. Select Reset your PC.

Correct Answer: A

Section: Mixed Questions

Explanation

Explanation/Reference:

QUESTION 145

You have a computer that runs Windows 10.

You need to ensure that the next time the computer restarts, the computer starts in safe mode.

What should you use?

- A. the **Restore-Computer** cmdlet
- B. the **Bcdedit** command
- C. the **Restart-Computer** cmdlet
- D. the **Bootcfg** command

Correct Answer: B

Section: Mixed Questions

Explanation

Explanation/Reference:

QUESTION 146

Your network contains an Active Directory domain. All client computers run Windows 10 Enterprise.

Your company uses virtual smart cards.

A user named User1 requires a virtual smart card on a new client computer named Computer1.

Which two actions should you perform? Each correct answer presents part of the solution.

NOTE: Each correct selection is worth one point.

- A. Run the **tpmvscmgr.exe** command.
- B. Enroll Computer1 for a certificate.
- C. Run the **Enable-BitLocker** cmdlet.
- D. Enroll User1 for a certificate.

Correct Answer: AD

Section: Mixed Questions

Explanation

Explanation/Reference:

QUESTION 147

Your network contains an Active Directory domain. The domain contains 100 computers that run Windows 10.

You plan to develop a line-of-business application and to deploy the application by using Windows Store for Business.

You need to ensure that users can see the private store of your company when they sign in to the Windows Store for Business.

What should you do first?

- A. Provision a Windows Dev Center dev account for each user.

- B. Provision a Microsoft Azure Active Directory (Azure AD) account for each user.
- C. Assign the Windows Store Purchaser role to each user.
- D. Assign the Windows Store Admin role to each user.
- E. Provision a Microsoft account for each user.

Correct Answer: B

Section: Mixed Questions

Explanation

Explanation/Reference:

QUESTION 148

You are a systems administrator for your company. The company has employees who work remotely by using a virtual private network (VPN) connection from their computers, which run Windows 10 Enterprise.

These employees use an application to access the company intranet database servers. The company recently decided to distribute the latest version of the application through using a public cloud.

Some users report that every time they try to download the application by using Internet Explorer, they receive a warning message that indicates the application could harm their computer.

You need to recommend a solution that prevents this warning message from appearing, without compromising the security protection of the computers.

What should you do?

- A. Publish the application through a public file transfer protocol (FTP) site.
- B. Publish the application through an intranet web site.
- C. Instruct employees to disable the SmartScreen Filter from within the Internet Explorer settings.
- D. Digitally sign the application by using a trusted certificate, and then update the default App Package Deployment policy on all computers.

Correct Answer: D

Section: Mixed Questions

Explanation

Explanation/Reference:

QUESTION 149

You are the system administrator for a company. All devices run Windows 10 and use a variety of Microsoft Store for Business apps. All user reports issues updating a Windows Store app.

You need to troubleshoot the issue.

Winch three actions should you perform? Each correct answer presents a complete solution.

NOTE: Each correct selection is worth one point.

- A. Run the **SFC** command.
- B. Run the **repair-bde** command.
- C. Run the **net start wuauserv** command.
- D. Run the Windows App Troubleshooter.
- E. Use the Programs and Features Control Panel applet to repair the application.

Correct Answer: ADE
Section: Mixed Questions
Explanation

Explanation/Reference:

References: <https://windowsreport.com/windows-10-app-store-doesn-t-update/#6>

QUESTION 150

You administer a corporate network. Employees use docking stations for Windows 10 devices when the employees are working in their offices.

The wireless adapters of the devices are connected to a specific network. The docking stations are connected to a separate network that uses twisted pair cabling.

You need to ensure that the devices can access all resources from each network using either network adapter.

What should you do?

- A. Configure a network bridge.
- B. Configure Internet Connection Sharing (ICS).
- C. Configure VPN Reconnect.
- D. Turn on Network Discovery.

Correct Answer: C
Section: Mixed Questions
Explanation

Explanation/Reference:

References: [https://docs.microsoft.com/en-us/previous-versions/windows/it-pro/windows-server-2008-R2-and-2008/dd637803\(v=ws.10\)](https://docs.microsoft.com/en-us/previous-versions/windows/it-pro/windows-server-2008-R2-and-2008/dd637803(v=ws.10))

QUESTION 151

A company installs a line-of-business (LOB) app on a server that runs Remote Desktop Services.

You need to ensure that you can publish the application by using RemoteApp.

What should you do first?

- A. Create a personal desktop session collection.
- B. Manually assign users to a session host.
- C. Create a pooled desktop collection.
- D. Automatically assign users to a session host.

Correct Answer: C
Section: Mixed Questions
Explanation

Explanation/Reference:

References: <https://docs.microsoft.com/en-us/windows-server/remote/remote-desktop-services/rds-create-collection#create-a-pooled-desktop-session-collection>

QUESTION 152

You have a Windows Server 2012 R2 server that runs Remote Desktop services.

Users report that they cannot connect to RemoteApp programs. You observe that users do not know the proper connection details to access the Remote Desktop Web Access server.

You need to simplify the process for connecting from Windows 10 devices to the Remote Desktop Web Access server.

What should you create?

- A. Connection Manager Administration Kit connection profile
- B. Remote Desktop Connection configuration file
- C. Windows Remote Management script
- D. client configuration file

Correct Answer: A

Section: Mixed Questions

Explanation

Explanation/Reference:

References: [https://docs.microsoft.com/en-us/previous-versions/windows/it-pro/windows-server-2008-R2-and-2008/cc753977\(v=ws.10\)](https://docs.microsoft.com/en-us/previous-versions/windows/it-pro/windows-server-2008-R2-and-2008/cc753977(v=ws.10))

QUESTION 153

HOTSPOT

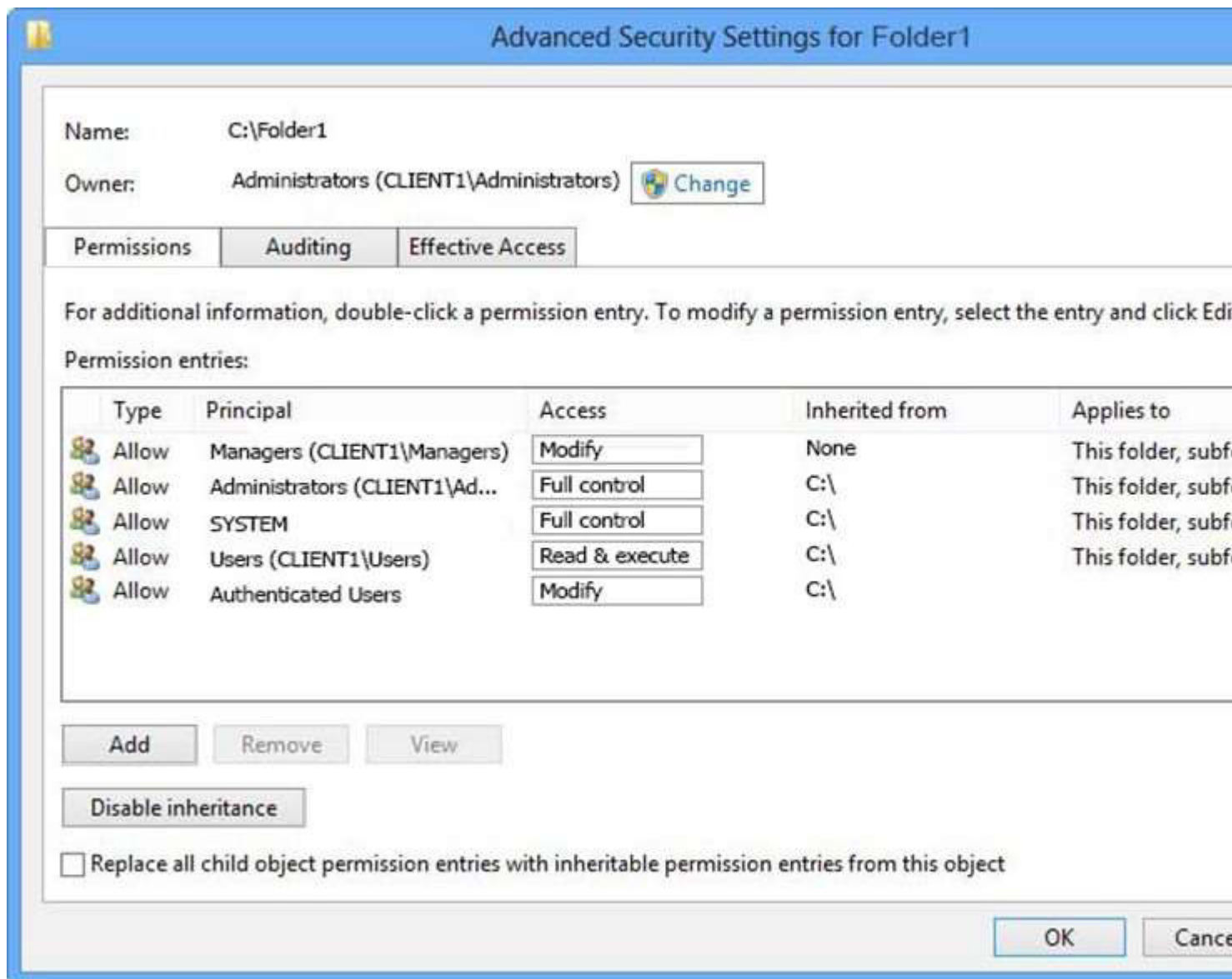
You administer Windows 10 Enterprise computers in your company network, including a computer named Client1.

On Client1, you create a new folder named C:\Folder1 and configure its NTFS permissions.

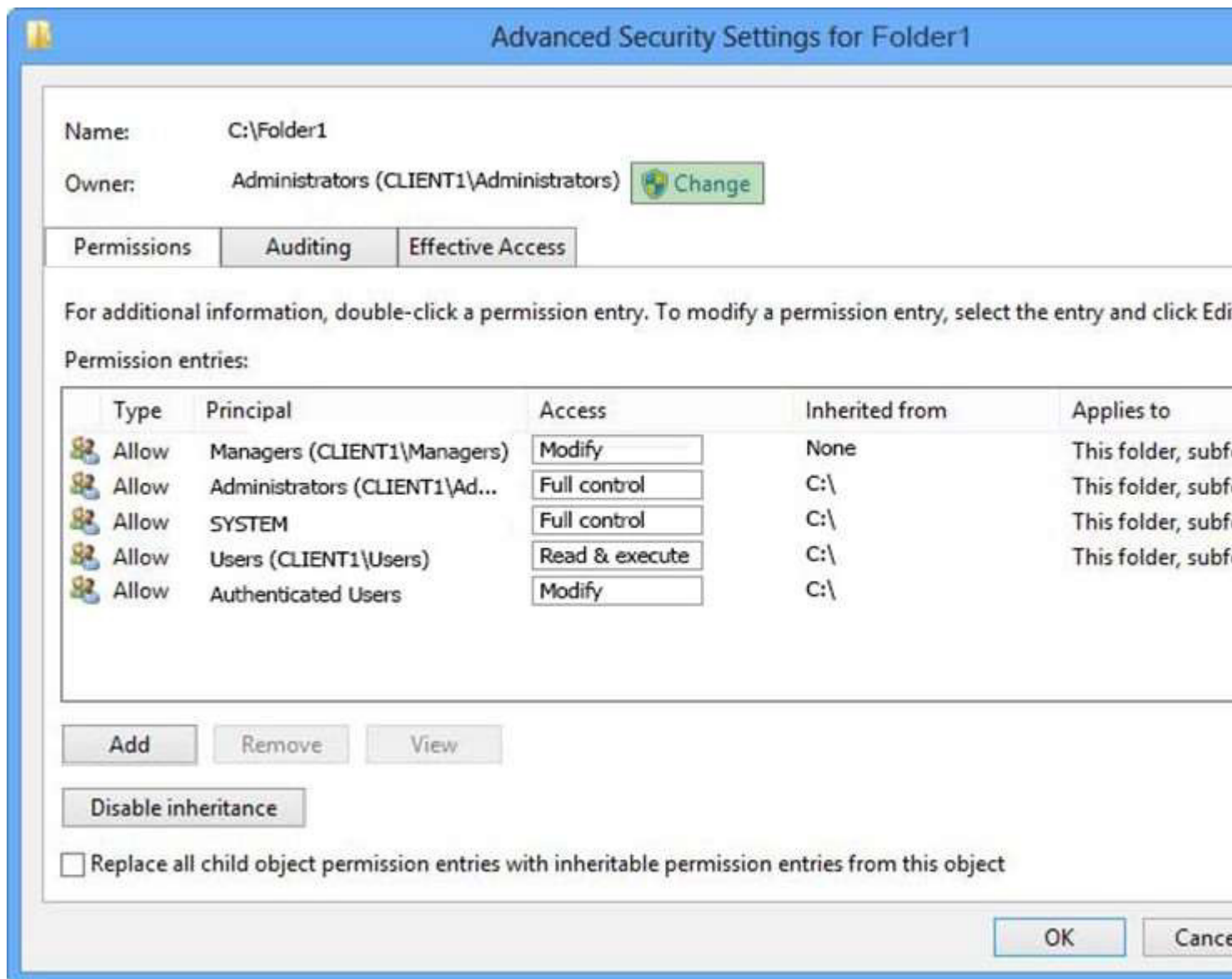
You need to ensure that only members of a group named Managers can access the folder content.

In the Advanced Security Settings for Folder1 pane, which security setting should you configure first? To answer, select the appropriate setting in the answer area.

Hot Area:



Correct Answer:



Section: Mixed Questions

Explanation

Explanation/Reference:

Explanation:

References:

<https://www.windowcentral.com/how-take-ownership-files-and-folders-windows-10>

QUESTION 154

DRAG DROP

A company has a branch office with Windows 10 Enterprise client computers. Files are saved locally on the client computers and are not backed up regularly.

You need to ensure that you can retrieve previous versions of locally saved files in the event of a system failure.

Which three actions should you perform in sequence? To answer, move the appropriate actions from the list of actions to the answer area and arrange them in the correct order.

Select and Place:

Actions

Configure a shared folder named SharedArchive on the network.

Create a folder named LocalArchive on the system drive.

Turn on File History and copy the data to the Documents library.

Turn on File History and copy the data to the system drive.

Configure File History to use the LocalArchive folder.

Configure File History to use the SharedArchive folder.



Answer Area

Correct Answer:

Actions

Create a folder named LocalArchive on the system drive.

Turn on File History and copy the data to the system drive.

Configure File History to use the LocalArchive folder.



Answer Area

Configure a shared folder named SharedArchive on the network.

Turn on File History and copy the data to the Documents library.

Configure File History to use the SharedArchive folder.

Section: Mixed Questions

Explanation

Explanation/Reference:

References: <https://support.microsoft.com/en-za/help/17128/windows-8-file-history>

QUESTION 155

A company has Windows 10 Enterprise client computers. File History is on.

An employee downloads data to a folder on drive D named Archives.

You need to ensure that the user can restore files from the Archives folder by using File History.

What should you do?

- A. Configure the File History advanced settings to include the Archives folder.
- B. Create a library named History and add the Archives folder to the library.
- C. From the File History configuration options, change the drive and select the Archives folder.
- D. Move the Archives folder into the Windows system folder.

Correct Answer: B

Section: Mixed Questions

Explanation

Explanation/Reference:

QUESTION 156

A company has Windows 10 Enterprise client computers. Users store data files in their user profile libraries.

You need to ensure that users can restore data files to any date while minimizing system overhead.

Which two actions should you perform? Each answer presents part of the solution.

NOTE: Each correct selection is worth one point.

- A. Add each user to the local Backup Operations group.
- B. Turn on system protection.
- C. Configure settings to save copies of files daily.
- D. Turn on File History.

Correct Answer: CD

Section: Mixed Questions

Explanation

Explanation/Reference:

References: <http://www.pcworld.com/article/2974385/windows/how-to-use-windows-10s-file-history-backup-feature.html>

QUESTION 157

You administer Windows 10 devices for an organization. All devices are joined to the domain contoso.com. All network printers are managed in the domain. You have a group named Printer Administrators. You grant this group permissions to manage all printer settings. You add all mobile users to the Printer Administrators group. Each office locations has Web Services for Devices (WSD) printers available.

Managers report that network printers are not available when they move between office locations. Managers must be able to use printers in each office location.

You need to troubleshoot the manager's computer for printing issues.

Which three actions should you perform? Each correct answer is part of the solution.

NOTE: Each correct selection is worth one point.

- A. Ensure that the network type is set to domain.
- B. Ensure that the network type is set to public.
- C. Ensure that File and Printer Sharing is turned on.
- D. Ensure that Network Discovery is turned on.
- E. Update the Printing Preferences settings.

Correct Answer: CDE

Section: Mixed Questions

Explanation

Explanation/Reference:

References: [http://support.brother.com/g/b/faqend.aspx?](http://support.brother.com/g/b/faqend.aspx?c=us_ot&lang=en&prod=p750weus&faqid=faqp00100003_000)

[c=us_ot&lang=en&prod=p750weus&faqid=faqp00100003_000](http://support.brother.com/g/b/faqend.aspx?c=us_ot&lang=en&prod=p750weus&faqid=faqp00100003_000)

<https://support.microsoft.com/en-sg/help/4028622/windows-10-how-to-set-a-default-printer>

QUESTION 158

DRAG DROP

You install Windows 10 Enterprise on 15 computers. The computers require a static IP address to accommodate designated firewall policies.

You need to configure a static IP address, a primary DNS server with an IP address of 192.168.1.101, and an additional DNS server with an IP address of 192.168.1.102.

Which NETSH commands should you use to achieve these objectives? To answer, drag the appropriate commands from the list of commands to the correct locations in the answer area. Each command may be used once, more than once, or not at all. You may need to drag the split bar between panes or scroll to view content.

NOTE: Each correct selection is worth one point.

Select and Place:

Commands

```
set address Local Area  
Connection static  
192.168.1.201 255.255.255.0  
192.168.1.1
```

```
set dns Local Area Connection  
static 192.168.1.101
```

```
add dns 192.168.1.102 index-2
```

```
set address Local Area  
Connection static  
192.168.1.201 255.255.255.0  
10.168.10.1
```

```
set dns 192.168.1.102
```

```
add dns Local Area Connection  
static 192.168.1.101 index-1
```

Answer Area

Assign an IP address, subnet mask, and gateway.

Command

Assign the first DNS server.

Command

Assign the second DNS server.

Command

Correct Answer:

Commands		Answer Area
		Assign an IP address, subnet mask, and gateway.
		<pre>set address Local Area Connection static 192.168.1.201 255.255.255.0 192.168.1.1</pre>
		Assign the first DNS server.
		<pre>set dns Local Area Connection static 192.168.1.101</pre>
		Assign the second DNS server.
<pre>set address Local Area Connection static 192.168.1.201 255.255.255.0 10.168.10.1</pre>		<pre>add dns 192.168.1.102 index-2</pre>
<pre>set dns 192.168.1.102</pre>		
<pre>add dns Local Area Connection static 192.168.1.101 index-1</pre>		

Section: Mixed Questions

Explanation

Explanation/Reference:

Explanation:

References: <http://techgenix.com/configurestaticipwiththenetshcommand-lineutility/>

<https://helpdeskgeek.com/networking/change-ip-address-and-dns-servers-using-the-command-prompt/>

QUESTION 159

You work for a small company that recently upgraded to Windows 10 Enterprise computers.

The HR department stores sensitive data in a folder named Personnel Files.

You need to encrypt this folder only, and no other data.

What are two possible ways to achieve this goal? Each correct answer presents a complete solution.

NOTE: Each correct selection is worth one point.

- A. Use EFS.
- B. Use cipher.exe.
- C. Use BitLocker

D. Use RFFS.

Correct Answer: AB

Section: Mixed Questions

Explanation

Explanation/Reference:

References: <https://windowsreport.com/encrypt-files-folders-windows-10/>

<https://support.microsoft.com/en-us/help/298009/cipher-exe-security-tool-for-the-encrypting-file-system>

QUESTION 160

A company has Windows 10 Enterprise client computers. The company uses Windows BitLocker Drive Encryption and BitLocker Network Unlock on all client computers.

You need to collect information about BitLocker Network Unlock status.

Which command should you run?

- A. Run the **BitLockerWizard** command.
- B. Run the **manage-bde** command.
- C. Run the **BdeHdCfg** command.
- D. Run the **bitsadmin** command.

Correct Answer: B

Section: Mixed Questions

Explanation

Explanation/Reference:

References: [https://docs.microsoft.com/en-us/previous-versions/windows/it-pro/windows-7/dd875513\(v=ws.10\)#BKMK_status](https://docs.microsoft.com/en-us/previous-versions/windows/it-pro/windows-7/dd875513(v=ws.10)#BKMK_status)

QUESTION 161

A company has an Active Directory Domain Services (AD DS) domain with Windows 10 Enterprise client computers.

You need to minimize the amount of Trusted Platform Module (TPM) authorization information that is stored in the registry.

What should you do?

- A. Create a Group Policy Object (GPO) that enables the Turn on TPM Local Encryption policy setting.
- B. Enable Platform Configuration Register indices (PCRs) 0, 2, 4, and 11 for the Configure TPM validation profile for native UEFI firmware configuration policy setting.
- C. Create a Group Policy Object (GPO) that disables the Configure the level of TPM owner authorization information available to operating system policy setting.
- D. Create a Group Policy Object (GPO) that sets the Configure the level of TPM owner authorization information available to operating system policy setting to None.

Correct Answer: D

Section: Mixed Questions

Explanation

Explanation/Reference:

References: [https://docs.microsoft.com/en-us/previous-versions/windows/it-pro/windows-8.1-and-8/jj679889\(v=ws.11\)#BKMK_tpmgp_oauthos](https://docs.microsoft.com/en-us/previous-versions/windows/it-pro/windows-8.1-and-8/jj679889(v=ws.11)#BKMK_tpmgp_oauthos)

QUESTION 162

You are the system administrator for a company. All employees have devices that run Windows 10. Employees store many files on network shares.

You need to ensure that employees keep a copy of files from network shares on their devices, even when the devices are not connected to the company network.

What should you first?

- A. Run the **SettingSyncHost.exe** command.
- B. Enable File History.
- C. Create a new pool and storage space.
- D. Run the **Set-FileShare** Windows PowerShell cmdlet.
- E. Enable Offline Files.

Correct Answer: E

Section: Mixed Questions

Explanation

Explanation/Reference:

References: <https://www.howtogeek.com/98793/how-to-use-offline-files-in-windows-to-cache-your-networked-files-offline/>

QUESTION 163

You have a Windows To Go workspace on a USB memory drive.

When you attempt to start a computer from the drive, you receive the following error message:

“Your PC/Device needs to be repaired. The application or operating system couldn't be loaded because a required file is missing or contains errors.”

You need to repair the Windows To Go workspace.

What should you do?

- A. Restart the computer in safe mode, and then perform a system restore.
- B. Restart the computer, and then select the Last Known Good Configuration.
- C. Reapply the Windows To Go image to the USB memory drive.
- D. Restart the computer by using a recovery disk, and then perform a system restore.

Correct Answer: C

Section: Mixed Questions

Explanation

Explanation/Reference:

References: <https://docs.microsoft.com/en-us/windows/deployment/planning/windows-to-go-frequently-asked-questions#a-href-idwtg-faq-recoveryadoes-windows-recovery-environment-work-with-windows-to-go-whats-the-guidance-for-recovering-a-windows-to-go-drive>

QUESTION 164

DRAG DROP

You are a desktop administrator for an organization.

Developers must be able to develop applications and process on their own machines without affecting a corporate desktop, and without needing virtual machines (VMs) created on server-based virtualization platforms. The developers need three different VMs configured for the development environment.

The requirements are as follows:

- Dev1 VM must support a virtual floppy disk.
- Dev2 VM must boot from a virtual SCSI disk.
- Dev3 VM must boot from a virtual IDE disk.

You need to create the appropriate generation 1 or generation 2 VMs to support the requirements.

How should you configure the VMs? To answer, drag the appropriate VM generations to the correct VMs. Each VM generation may be used once, more than once, or not at all. You may need to drag the split bar between panes or scroll to view content.

NOTE: Each correct selection is worth one point.

Select and Place:

Generations		Answer Area	
Generation 1	Generation 2	VM	Generation
		Dev1	Generation
		Dev2	Generation
		Dev3	Generation

Correct Answer:

Generations		Answer Area	
Generation 1	Generation 2	VM	Generation
		Dev1	Generation 1
		Dev2	Generation 2
		Dev3	Generation 1

Section: Mixed Questions
Explanation

Explanation/Reference:

Explanation:

References: <https://docs.microsoft.com/en-us/windows-server/virtualization/hyper-v/plan/should-i-create-a-generation-1-or-2-virtual-machine-in-hyper-v>

QUESTION 165

You have a Microsoft Intune subscription.

You need to uninstall the Intune agent from a computer.

What should you do?

- A. From the Groups node in the Microsoft Intune administration portal, click **Retire/Wipe**.
- B. From the computer, use Programs and Features in Control Panel.
- C. From the Groups node in the Microsoft Intune administration portal, click **Remote Lock** on the Remote Tasks menu.
- D. From the computer, run the **cltui.exe** command.

Correct Answer: A

Section: Mixed Questions

Explanation

Explanation/Reference:

References: <https://www.petervanderwoude.nl/post/uninstall-the-microsoft-intune-client/>

QUESTION 166

HOTSPOT

You need to configure Intune policies to meet the following requirements:

- Jailbroken devices must be reported.
- Noncompliant devices must not be allowed to connect to Microsoft Exchange.
- Android devices must have passwords of 8 characters.
- iOS devices must have passwords of 8 characters.

What type of policies should you implement? To answer, select the appropriate policy for each requirement in the dialog box in the answer area.

NOTE: Each correct selection is worth one point.

Hot Area:

Answer Area

Requirement

Intune policy

Jailbroken devices

	▼
Compliance	
Conditional Access	
Custom Configuration	
General Configuration	

Noncompliant devices

	▼
Compliance	
Conditional Access	
Custom Configuration	
General Configuration	

Android devices

	▼
Compliance	
Conditional Access	
Custom Configuration	
General Configuration	

iOS devices

	▼
Compliance	
Conditional Access	
Custom Configuration	
General Configuration	

Correct Answer:

Answer Area

Requirement	Intune policy										
Jailbroken devices	<table><tr><td></td><td>▼</td></tr><tr><td>Compliance</td><td></td></tr><tr><td>Conditional Access</td><td></td></tr><tr><td>Custom Configuration</td><td></td></tr><tr><td>General Configuration</td><td></td></tr></table>		▼	Compliance		Conditional Access		Custom Configuration		General Configuration	
	▼										
Compliance											
Conditional Access											
Custom Configuration											
General Configuration											
Noncompliant devices	<table><tr><td></td><td>▼</td></tr><tr><td>Compliance</td><td></td></tr><tr><td>Conditional Access</td><td></td></tr><tr><td>Custom Configuration</td><td></td></tr><tr><td>General Configuration</td><td></td></tr></table>		▼	Compliance		Conditional Access		Custom Configuration		General Configuration	
	▼										
Compliance											
Conditional Access											
Custom Configuration											
General Configuration											
Android devices	<table><tr><td></td><td>▼</td></tr><tr><td>Compliance</td><td></td></tr><tr><td>Conditional Access</td><td></td></tr><tr><td>Custom Configuration</td><td></td></tr><tr><td>General Configuration</td><td></td></tr></table>		▼	Compliance		Conditional Access		Custom Configuration		General Configuration	
	▼										
Compliance											
Conditional Access											
Custom Configuration											
General Configuration											
iOS devices	<table><tr><td></td><td>▼</td></tr><tr><td>Compliance</td><td></td></tr><tr><td>Conditional Access</td><td></td></tr><tr><td>Custom Configuration</td><td></td></tr><tr><td>General Configuration</td><td></td></tr></table>		▼	Compliance		Conditional Access		Custom Configuration		General Configuration	
	▼										
Compliance											
Conditional Access											
Custom Configuration											
General Configuration											

Section: Mixed Questions

Explanation

Explanation/Reference:

Explanation:

References:

<https://docs.microsoft.com/en-us/intune/device-compliance-get-started>

<https://docs.microsoft.com/en-us/intune/conditional-access-intune-common-ways-use>

<https://docs.microsoft.com/en-us/intune/device-restrictions-android>

<https://docs.microsoft.com/en-us/intune/device-restrictions-ios>

QUESTION 167

DRAG DROP

You plan to deploy Microsoft Office 365 for all users in an organization. You have the following requirements:

Users need to utilize Microsoft SharePoint Online.

Use Office 365 Advanced Security Management.

You need to deploy Office 365 to meet the requirements.

Which three actions should you perform in sequence. To answer, move the appropriate actions from the list of actions to the answer area and arrange them in the correct order.

Select and Place:

Actions

Purchase and assign Office 365 Enterprise E3 licenses for all users.

Launch the Security and Compliance Center portal and turn on Advanced Security Management.

Go to the Advance Security Management portal and create a new policy and alert.

Launch the Microsoft Azure portal and turn on Advance Security Management.

Purchase and assign Office 365 Enterprise E5 licenses for all users.



Answer Area

Correct Answer:

Actions

Launch the Microsoft Azure portal and turn on Advance Security Management.

Purchase and assign Office 365 Enterprise E5 licenses for all users.



Answer Area

Purchase and assign Office 365 Enterprise E5 licenses for all users.

Launch the Security and Compliance Center and turn on Advanced Security Management.

Go to the Advance Security Management portal and create a new policy and alert.

Section: Mixed Questions

Explanation

Explanation/Reference:

Explanation:

References: <https://support.office.com/en-us/article/overview-of-office-365-cloud-app-security-81f0ee9a-9645-45ab-ba56-de9cbccab475?ui=en-US&rs=en-US&ad=US>

QUESTION 168

A company implements Microsoft Office 365.

You must prevent credit card numbers and other sensitive information in documents from being sent externally.

You need to ensure that the data is protected on all devices.

What are two possible ways to achieve the goal? Each correct answer presents a complete solution.

NOTE: Each correct selection is worth one point.

- A. Configure a data loss prevention (DLP) policy.
- B. Configure a Microsoft Intune mobile device management (MDM) policy.
- C. Implement Microsoft Azure Rights Management.
- D. Configure a threat management policy.

Correct Answer: AC

Section: Mixed Questions

Explanation

Explanation/Reference:

References: <https://msdn.microsoft.com/en-us/library/mt718319.aspx>

<https://docs.microsoft.com/en-us/information-protection/understand-explore/what-is-azure-rms>

QUESTION 169

You administer Windows 10 Enterprise desktops.

You discover that a company employee enabled file encryption on several folders by using a self-signed Encrypted File System (EFS) certificate.

You need to ensure that you are able to decrypt the encrypted files if the user profile is deleted.

What should you do?

- A. Open the Certificates console and connect to the user account certificates. Export the personal self-signed EFS certificate from the Trusted Root Certification Authority folder to a Personal Information Exchange (PFX) file.
- B. Open the Certificates console and connect to the user account certificates. Find the personal self-signed EFS certificate and export it to a Personal Information Exchange (PFX) file.
- C. Open the Certificates console and connect to the computer account certificates. Export the self-signed EFS certificate from the Trusted People folder to a Canonical Encoding Rules (CER) file.
- D. Open the Certificates console and connect to the user account certificates. Export the self-signed EFS certificate from the Trusted People folder to a Canonical Encoding Rules (CER) file.

Correct Answer: B

Section: Mixed Questions

Explanation

Explanation/Reference:

References: <https://docs.microsoft.com/en-us/windows/security/information-protection/windows-information-protection/create-and-verify-an-efs-dra-certificate>

QUESTION 170

You are the system administrator for a company. You have a developer that uses Storage Spaces on their Windows 10 device. The developer has a storage pool that contains five drives. You add four drives to the existing pool on the developer's computer.

You need to ensure that the developer can quickly use the space of the new drives.

Which command or Windows PowerShell cmdlet should you run?

- A. **Optimize-StoragePool**
- B. **Enable-StorageHighAvailability**
- C. **fsutil**
- D. **defrag**
- E. **diskpart**

Correct Answer: A

Section: Mixed Questions

Explanation

Explanation/Reference:

References: <https://docs.microsoft.com/en-us/powershell/module/storage/optimize-storagepool?view=win10-ps>