

**70-698**

Number: 70-698  
Passing Score: 800  
Time Limit: 120 min

**70-698**

**Installing and Configuring Windows 10**

## Exam A

### QUESTION 1

#### HOTSPOT

Your network contains a single Active Directory domain named contoso.com.

The domain contains two computers named Computer1 and Computer2 and a domain controller named DC1.

On Computer1, you run the net user Uscr1 command and you receive the following output:

User name	User1	
Full Name	User1	
Comment		
User's comment		
Country/region code	000 (System Default)	
Account active	Yes	
Account expires	Never	
Password last set	11.4.2016 17:15:20	
Password expires	23.5.2016 17:15:20	
Password changeable	12.4.2016 17:15:20	
Password required	Yes	
User may change password	Yes	
Workstations allowed	All	
Logon script		
User profile		
Home directory		
Last logon	Never	
Logon hours allowed	All	
Local Group Memberships	*Marketing	*Users
Global Group memberships	*None	

Use the drop-down menus to select the answer choice that completes each statement based on the information output.

Hot Area:

## Answer Area

You can configure Logon hours allowed for User1 by using the **[answer choice]**

▼
Local Users and Groups console
Net accounts command
Net user command
Set-ADObject cmdlet
Set-ADUser cmdlet

User1 can sign in to **[answer choice]**

▼
Computer1 only
Computer1 and Computer2 only
Computer1, Computer2, and DC1

**Correct Answer:**

## Answer Area

You can configure Logon hours allowed for User1 by using the [answer choice]

▼
Local Users and Groups console
Net accounts command
Net user command
Set-ADObject cmdlet
Set-ADUser cmdlet

User1 can sign in to [answer choice]

▼
Computer1 only
Computer1 and Computer2 only
Computer1, Computer2, and DC1

**Section: (none)**

**Explanation**

**Explanation/Reference:**

<https://technet.microsoft.com/en-us/library/bb490698.aspx>

### QUESTION 2

Your company uses a Window Store for Business that contains an app named App1.

You have three computers that are prevented from accessing the Internet.

You need to distribute App1 to the three computers.

What are two possible ways to achieve the goal? Each correct answer presents a complete solution.

- A. a provisioning package created by using Windows Imaging and Configuration Designer
- B. A deployment from Microsoft Intune.
- C. A deployment from Windows Deployment Services (WDS)
- D. an AppX package deployed by using Deployment Imaging Servicing and Management (DISM)
- E. an answer file created by using Windows System Image Manager (Windows SIM)

**Correct Answer: DE**

**Section: (none)**

**Explanation**

**Explanation/Reference:**

Explanation:



### QUESTION 3

You have a computer named Computer1 that runs Windows 10.

On Computer1, C:\Folder1 has the permissions configured as shown in the following table.

You share C:\Folder1 as Folder1 and you grant access to the Everyone group.

Folder1 has the following share settings:

ShareState	: Online
AvailabilityType	: NonClustered
ShareType	: FileSystemDirectory
FolderEnumerationMode	: AccessBased
CachingMode	: Manual
SmbInstance	: Default
CATimeout	: 0
ConcurrentUserLimit	: 0
EncryptData	: False
Name	: Folder1
Path	: C:\Folder1
Scoped	: False
ScopeName	: *
SecurityDescriptor	: O:8AG:DUD:(A;;;0x1200a9;;;WD)

What level of access does User1 have to Folder1?

- A. User1 cannot see the Folder1 share on the network and cannot connect to Folder1.
- B. User1 can see the Folder1 share on the network and can connect to Folder1.
- C. User1 cannot see the Folder1 share on the network but can connect to Folder1.
- D. User1 can see the Folder1 share on the network but cannot connect to Folder1.

**Correct Answer: B**

**Section: (none)**

**Explanation**

**Explanation/Reference:**

Explanation:

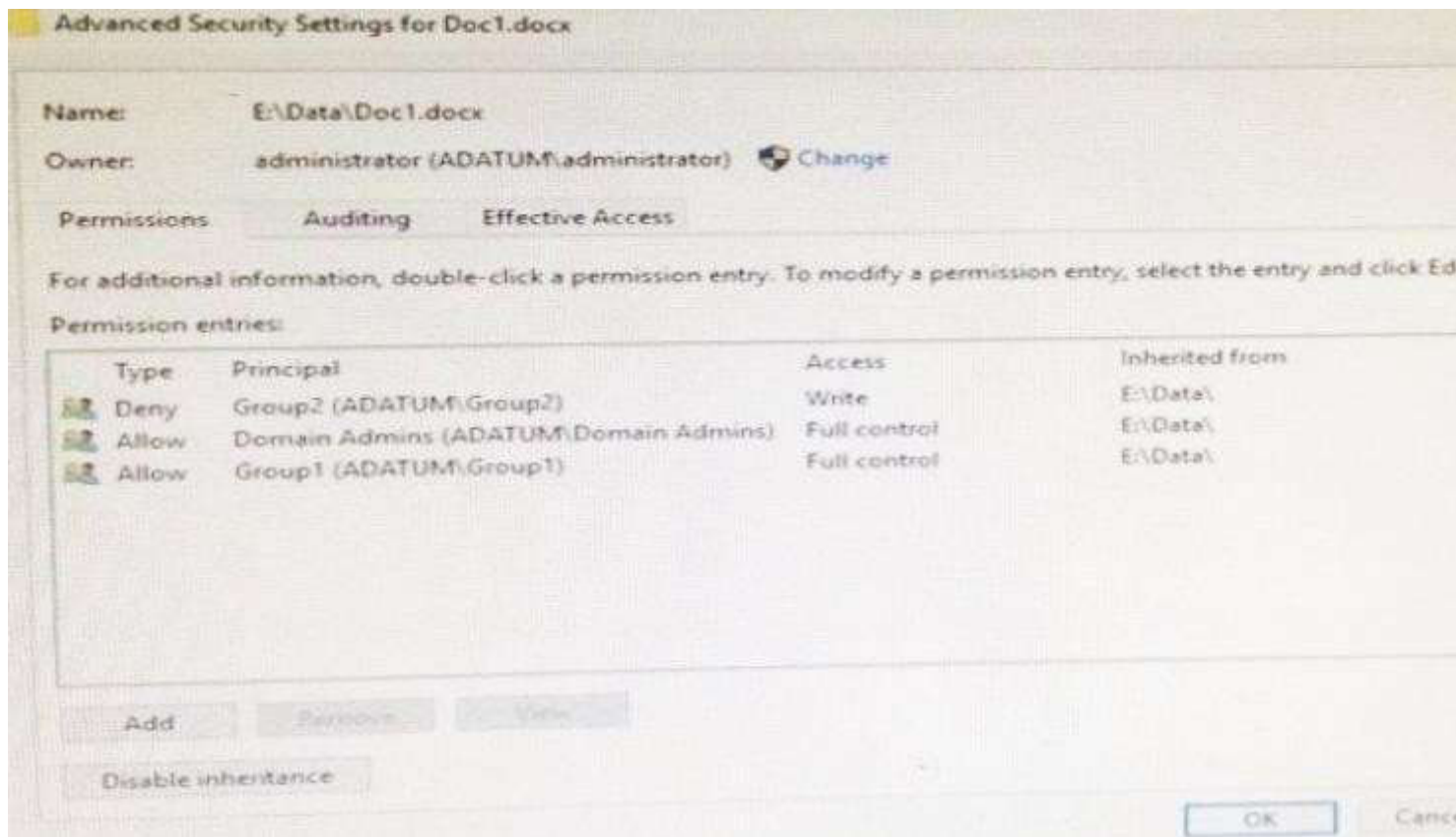
### QUESTION 4

You have a computer named Computer1.

A user named User1 is a member of two groups named Group1 and Group2.

You have a file named Doc1.docx that is located in E:\Data.

The file permissions for E:\Data\Doc1.docx are configured as shown in the exhibit. (Click the Exhibit button.)



You need to provide User1 with Write access to Doc1.docx.  
What should you do?

- A. Grant User1 Full control access to folder E:\Data.
- B. Remove User1 from Group2 and instruct the user to sign out, and then sign back in.
- C. Grant User1 Full control access to the E:\Data\Doc1.docx file, disable inheritance for the file, and then convert the inherited permissions to explicit permissions for the file.
- D. Grant User1 Write access to folder E.

**Correct Answer: D**

**Section: (none)**

**Explanation**

**Explanation/Reference:**

Explanation:

<https://msdn.microsoft.com/en-us/library/bb727008.aspx>

### QUESTION 5

You have a computer named Computer1 that is configured to install updates from Windows Server Update Services (WSUS).

Microsoft releases a new Windows update that is not approved in WSUS.

You need to install the update on Computer1.

What should you do?

- A. From a command prompt, run `gpupdate /force /sync`.
- B. Click Check online for updates from Microsoft Updates, and then check for updates.

- C. Clear the defer upgrades check box, and then check for updates.
- D. From Windows PowerShell, run the Get-WindowsUpdateLog cmdlet, and then run the Update-Module cmdlet.

**Correct Answer:** C

**Section:** (none)

**Explanation**

**Explanation/Reference:**

Explanation:

<http://www.howtogeek.com/223083/what-does-%E2%80%9Cdefer-upgrades%E2%80%9D-in-windows-10-mean/>

#### QUESTION 6

You have a computer named Computer1 that has the following stored credentials:

- A Windows credential for accessing a shared folder on a workgroup computer
- A Windows credential for accessing Remote Desktop
- A Windows credential for accessing an HTTP URL
- A web credential for accessing an HTTPS URL
- A web credential for accessing an HTTP URL

Which two passwords can be viewed in clear text from Credential Manager on Computer1?

- A. the web credential for accessing the HTTPS URL
- B. the Windows credential for accessing the shared folder
- C. the Windows credential for accessing the HTTP URL
- D. the Windows credential for accessing Remote Desktop
- E. the web credential for accessing the HTTP URL

**Correct Answer:** BD

**Section:** (none)

**Explanation**

**Explanation/Reference:**

Explanation:

<http://www.digitalcitizen.life/credential-manager-where-windows-stores-passwords-other-login-details>

#### QUESTION 7

Your network contains a single Active Directory domain. The domain contains a computer that runs Windows 10.

You plan to use the computer to test applications.

You need to install Windows Insider Preview builds on the computer.  
What should you do?

- A. From Group Policy, configure the Add features to Windows 10 settings.
- B. From the Settings app, configure the Advanced options for Windows Update.
- C. From Group Policy, configure the Windows Update settings.
- D. From the Settings app, select Developer mode.

**Correct Answer:** B

**Section:** (none)

**Explanation**

**Explanation/Reference:**

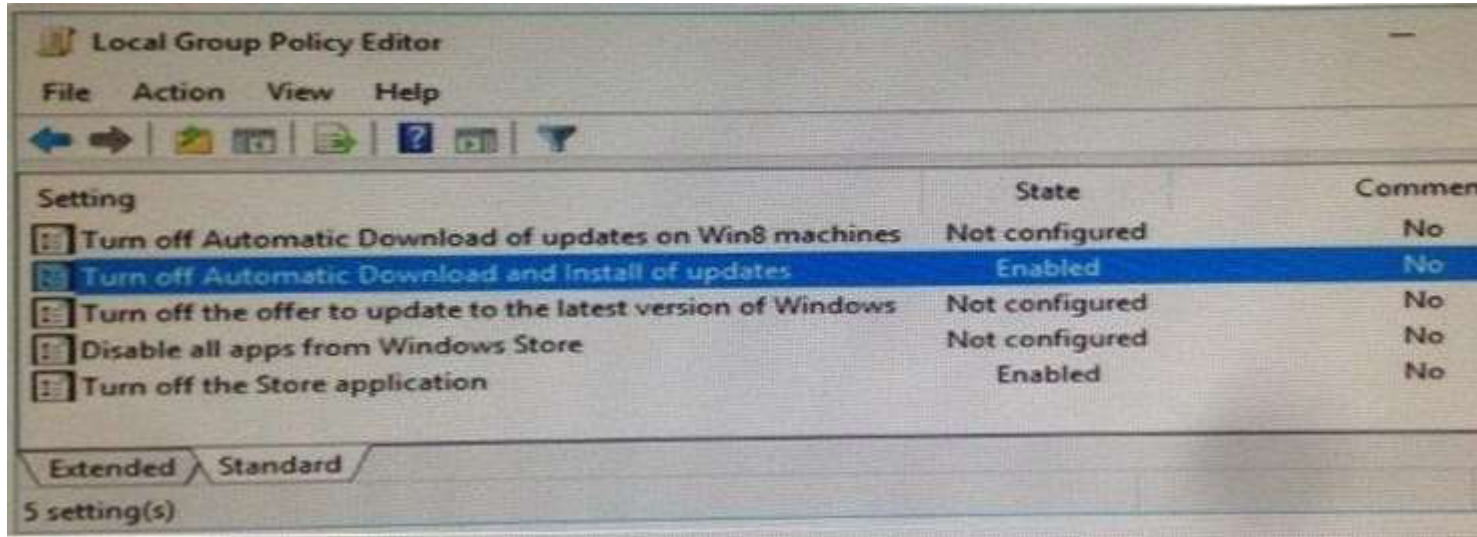
Explanation:

<http://www.howtogeek.com/224826/how-to-become-a-windows-insider-and-test-new-windows-10-features/>

### QUESTION 8

#### HOTSPOT

You configure the Group Policy settings on a computer that runs Windows 10 as shown in the following graphic.



Use the drop-down menus to select the answer choice that completes each statement based on the information graphic.

Hot Area:

## Answer Area

On the computer, the Windows Store app will [answer choice].

be unavailable
have updates installed
be available to administrators

All preinstalled applications [answer choice].

will be updated
cannot be launched
never receive updates

Correct Answer:

## Answer Area

On the computer, the Windows Store app will [answer choice].

be unavailable
have updates installed
be available to administrators

All preinstalled applications [answer choice].

will be updated
cannot be launched
never receive updates

Section: (none)

Explanation

### Explanation/Reference:

<https://technet.microsoft.com/en-us/itpro/windows/manage/stop-employees-from-using-the-windows-store>

<https://www.windows-security.org/33e3086c986daafa5c4a04eac23a1bf2/turn-off-automatic-download-and-install-of-updates>

### QUESTION 9

Note: This question is part of a series of a questions that use the same set of answer choices. Each answer choice may be used once, more than once, or not at all.

You have a computer named Computer1 that has storage configured as shown in the following table.

Disk name	Size	Storage pool name
Disk1	200 GB	Pool1
Disk2	100 GB	Pool1
Disk3	500 GB	Pool1
Disk4	500 GB	Pool2
Disk5	500 GB	Pool2
Disk6	800 GB	None
Disk7	100 GB	Pool3
Disk8	100 GB	Pool3

Pool1 contains a storage space named Space1 that is 300 GB. Pool3 contains a storage space named Space2 that is 100 GB. Pool2 is empty.

You need to configure Space2 to be 2 TB.

What should you use?

- A. Add-PhysicalDisk
- B. Diskpart
- C. New-VirtualDisk
- D. Remove-PhysicalDisk
- E. Resize-VirtualDisk
- F. Set-StoragePool
- G. Subst Update-Disk

**Correct Answer:** E

**Section:** (none)

**Explanation**

**Explanation/Reference:**

Explanation:

<https://technet.microsoft.com/en-us/library/hh848658.aspx>

#### QUESTION 10

Note: This question is part of a series of a questions that use the same set of answer choices. Each answer choice may be used once, more than once, or not at all.

You have a computer named Computer1 that has storage configured as shown in the following table.

Disk name	Size	Storage pool name
Disk1	200 GB	Pool1
Disk2	100 GB	Pool1
Disk3	500 GB	Pool1
Disk4	500 GB	Pool2
Disk5	500 GB	Pool2
Disk6	800 GB	None
Disk7	100 GB	Pool3
Disk8	100 GB	Pool3

Pool1 contains a storage space named Space1 that is 300 GB. Pool3 contains a storage space named Space2 that is 100 GB. Pool2 is empty. Disk8 fails.

You add a new disk named Disk9 to Pool3. You need to remove Disk8 from Pool3.

What should you use?

- A. Add-PhysicalDisk
- B. Diskpart
- C. New-VirtualDisk
- D. Remove-PhysicalDisk
- E. Resize-VirtualDisk
- F. Set-StoragePool
- G. Subst
- H. Update-Disk

**Correct Answer:** D

**Section:** (none)

**Explanation**

**Explanation/Reference:**

Explanation:

[https://technet.microsoft.com/en-us/library/dn782852\(v=ws.11\).aspx#BKMK\\_Step6RemoveOldDisk](https://technet.microsoft.com/en-us/library/dn782852(v=ws.11).aspx#BKMK_Step6RemoveOldDisk)

#### QUESTION 11

Note: This question is part of a series of questions that present the same scenario. Each question in the series contains a unique solution. Determine whether the solution meets the stated goals.

A user named User1 is a member of the local Administrators group on Computer1 and Computer2.

User1 fails to access the Event Viewer logs on Computer 2 from Computer 1.

User1 can connect to Computer2 remotely by using Computer Management.

You need to ensure that User1 can use Event Viewer on Computer1 to remotely view the Event Viewer logs on Computer 2.

Solution: You run winrm quick config on Computer2.

Does this meet the goal?



- A. Yes
- B. No

**Correct Answer:** B

**Section:** (none)

**Explanation**

**Explanation/Reference:**

Explanation:

<https://technet.microsoft.com/en-us/library/ff700227.aspx>

## QUESTION 12

Note: This question is part of a series of questions that present the same scenario. Each question in the series contains a unique solution. Determine whether the solution meets the stated goals.

While performing maintenance on a computer, you open Indexing Options, and then you click Pause.

You complete the computer maintenance.

You need to resume indexing.

Solution: You sign out of Windows, and then you sign back in.

Does this meet the goal?

- A. Yes
- B. No

**Correct Answer:** A

**Section:** (none)

**Explanation**

**Explanation/Reference:**

Explanation:

<http://www.techbuzz.in/restart-or-resume-windows-indexing-services-after-pausing.php>

## QUESTION 13

Note: This question is part of a series of questions that present the same scenario. Each question in the series contains a unique solution. Determine whether the solution meets the stated goals.

While performing maintenance on a computer, you open Indexing Options, and then you click Pause.

You complete the computer maintenance.

You need to resume indexing.

Solution: From the Services console, you restart the Storage Service service.

Does this meet the goal?

- A. Yes
- B. No

**Correct Answer:** B

**Section:** (none)

**Explanation**

**Explanation/Reference:**

Explanation:

<http://www.techbuzz.in/restart-or-resume-windows-indexing-services-after-pausing.php>

**QUESTION 14**

Note: This question is part of a series of questions that present the same scenario. Each question in the series contains a unique solution. Determine whether the solution meets the stated goals.

While performing maintenance on a computer, you open Indexing Options, and then you click Pause.

You complete the computer maintenance.

You need to resume indexing.

Solution: From the Start menu, you click Power and then you click Restart.

Does this meet the goal?

A. Yes

B. No

**Correct Answer: A**

**Section: (none)**

**Explanation**

**Explanation/Reference:**

Explanation:

<http://www.techbuzz.in/restart-or-resume-windows-indexing-services-after-pausing.php>

**QUESTION 15**

Note: This question is part of a series of questions that present the same scenario. Each question in the series contains a unique solution. Determine whether the solution meets the stated goals.

Your network contains a single Active Directory domain named contoso.com. The domain contains two computers named Computer1 and Computer2.

A user named User1 is a member of the local Administrators group on Computer1 and Computer2. User1 fails to remotely manage the devices on Computer2 by using Device Manager on Computer1. User1 can connect to Computer2 remotely by using Computer Management.

You need to ensure that User1 can disable a device on Computer2 remotely.

Solution: You enable the Allow remote access to the Plug and Play interface Group Policy setting on Computer2.

Does this meet the goal?

A. Yes

B. No

**Correct Answer: A**

**Section: (none)**

**Explanation**

**Explanation/Reference:**

Explanation:

[http://winintro.com/?Category=Windows\\_10\\_2016&Policy=Microsoft.Policies.DeviceInstallation%3A%3ADeviceManagement\\_RPCInterface\\_Allow](http://winintro.com/?Category=Windows_10_2016&Policy=Microsoft.Policies.DeviceInstallation%3A%3ADeviceManagement_RPCInterface_Allow)

**QUESTION 16**

Note: This question is part of a series of questions that present the same scenario. Each question in the series contains a unique solution. Determine whether the solution meets the stated goals.

Your network contains a single Active Directory domain named contoso.com.  
The domain contains two computers named Computer1 and Computer2.

A user named User1 is a member of the local Administrators group on Computer1 and Computer2.  
User1 fails to remotely manage the devices on Computer2 by using Device Manager on Computer1.  
User1 can connect to Computer2 remotely by using Computer Management.

You need to ensure that User1 can disable a device on Computer2 remotely.

Solution: You start the Plug and play and Remote Registry services on Computer2.

Does this meet the goal?

- A. Yes
- B. No

**Correct Answer: B**

**Section: (none)**

**Explanation**

**Explanation/Reference:**

Explanation:

[http://winintro.com/?Category=Windows\\_10\\_2016&Policy=Microsoft.Policies.DeviceInstallation%3A%3ADeviceManagement\\_RPCInterface\\_Allow](http://winintro.com/?Category=Windows_10_2016&Policy=Microsoft.Policies.DeviceInstallation%3A%3ADeviceManagement_RPCInterface_Allow)

**QUESTION 17**

You have 10 computers that run Windows 10 Pro.

The computers currently receive updates as part of the Current Branch.

You need to configure the computers to receive updates as part of Current Branch for Business.

What should you do?

- A. Select the Defer upgrades check box.
- B. Upgrade to Windows 10 Enterprise.
- C. Change the product key.
- D. Clear the Give me updates for other Microsoft products when I update check box.

**Correct Answer: A**

**Section: (none)**

**Explanation**

**Explanation/Reference:**

Explanation:

<http://windowsitpro.com/windows-10/configure-machine-use-current-branch-business-windows-10>

**QUESTION 18**

You have a computer named Computer1 that runs the 64-bit version of Windows 10 Pro.

You obtain a new driver for a device installed on Computer1. The driver is not digitally signed.

You need to test the installation of the driver on Computer1.

What should you do first?

- A. Run dism.exe and specify the /Add-Driver and /Force-Unsigned parameters.
- B. From User Configuration in Group Policy, configure the Driver Installation settings.
- C. Restart Computer1 by using the advanced startup options.
- D. From Computer Configuration in Group Policy, configure the Driver Installation settings.

**Correct Answer:** C

**Section:** (none)

**Explanation**

**Explanation/Reference:**

Explanation:

<http://en.code-bude.net/2015/08/19/how-to-install-unsigned-drivers-in-windows-10/>

#### **QUESTION 19**

You have a computer that runs the 32-bit version of Windows 7 Professional.

You need to perform an in-place upgrade to Windows 10.

Which two editions of Windows 10 can you upgrade the computer? Each correct answer presents a complete solution.

- A. the 32-bit version of Windows 10 Pro
- B. the 64-bit version of Windows 10 Pro
- C. the 32-bit version of Windows 10 Enterprise
- D. the 64-bit version of Windows 10 Enterprise
- E. the 32-bit version of Windows 10 Home

**Correct Answer:** AB

**Section:** (none)

**Explanation**

**Explanation/Reference:**

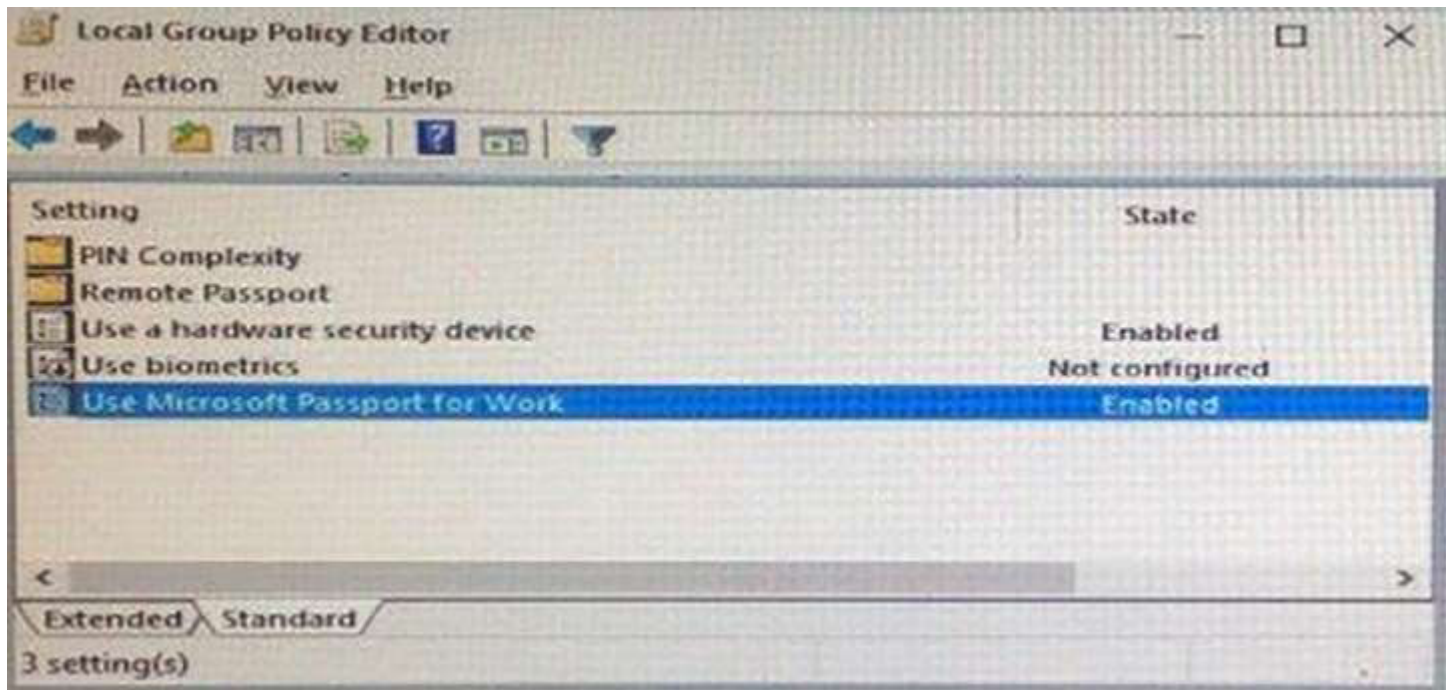
Explanation:

<https://www.microsoft.com/en-us/software-download/windows10/>

#### **QUESTION 20**

**HOTSPOT**

You configure a Group Policy on a computer that runs Windows 10 Enterprise as shown in the following graphic.



Use the drop-down menus to select the answer choice that completes each statement based on the information presented in the graphic.

**Hot Area:**

## Answer Area

To sign in to the computer, the user [answer choice].

must always enter a PIN  
can use a PIN or a hardware  
must always use a hardware

For this configuration, a [answer choice] is required.

USB key protector  
Trusted Platform Module (TPM)  
Second Level Address Translat

Correct Answer:

## Answer Area

To sign in to the computer, the user [answer choice].

must always enter a PIN  
can use a PIN or a hardware  
must always use a hardware

For this configuration, a [answer choice] is required.

USB key protector  
Trusted Platform Module (TPM)  
Second Level Address Translation

Section: (none)

Explanation

Explanation/Reference:

<https://redmondmag.com/articles/2016/05/01/active-directory.aspx>

### QUESTION 21

You install Windows 10 on a computer named Computer1. Computer1 is a member of a workgroup and will be used by multiple users to browse the Internet.

You need to ensure that a file named Policy1.docx appears on the desktop of Computer1 for all users who use the computer. The solution must minimize the number of copies of Policy1.docx.

What should you do?

- A. Copy Policy1.docx to C:\Users\Default\Desktop.
- B. From a Group Policy object (GPO), modify the Desktop settings.
- C. Use a Group Policy object (GPO) to configure Folder Redirection.
- D. Copy Policy1.docx to C:\Users\Public\Desktop.

Correct Answer: D

Section: (none)

Explanation

Explanation/Reference:

Explanation:  
<http://www.digitalcitizen.life/what-public-folder-how-use-it>

#### **QUESTION 22**

You need to create a script to verify the activation status on 100 computers.

What should you use in the script?

- A. the sfc.exe command and the/scannow parameter
- B. the sfc.exe command and the/verifyonly parameter
- C. the slmgr.vbs script and the /ipk parameter
- D. the slmgr.vbs script and the /dli parameter

**Correct Answer: D**

**Section: (none)**

**Explanation**

**Explanation/Reference:**

Explanation:  
[https://technet.microsoft.com/en-us/library/dn502540\(v=ws.11\).aspx](https://technet.microsoft.com/en-us/library/dn502540(v=ws.11).aspx)

#### **QUESTION 23**

Your network contains a single Active Directory domain. The domain contains two computers named Computer1 and Computer2.

From Computer1, you need to view the installed devices and their associated drivers on Computer2.

What should you use?

- A. the Get-PnpDevice cmdlet
- B. the Get-WindowsDriver cmdlet
- C. the Get-OdbcDriver cmdlet
- D. the driverquery.exe command

**Correct Answer: D**

**Section: (none)**

**Explanation**

**Explanation/Reference:**

Explanation:  
<https://blogs.technet.microsoft.com/askperf/2011/10/21/two-minute-drill-driverquery-exe/>

#### **QUESTION 24**

Your network contains a single Active Directory domain that has a Key Management Service (KMS) host.

You deploy Windows 10 to several laptops.

You need to ensure that Windows 10 is activated on the laptops immediately.

Which command should you run?

- A. ospp.vbs/act
- B. slmgr.vbs/dli
- C. slmgr.vbs/ato
- D. ospp.vbs/dstatus



**Correct Answer:** C

**Section:** (none)

**Explanation**

**Explanation/Reference:**

Explanation:

[https://technet.microsoft.com/en-us/library/dn502540\(v=ws.11\).aspx](https://technet.microsoft.com/en-us/library/dn502540(v=ws.11).aspx)

#### **QUESTION 25**

You have a computer named Computer1 that runs Windows 10. Computer1 has a printer named Printer1 installed.

You need to configure the settings of Printer1 remotely from another computer.

Which tool should you use on the remote computer?

- A. Device Manager from Control Panel
- B. Print Management from Administrative Tools
- C. Printers & scanners from the Setting app
- D. Devices and Printers from Control Panel

**Correct Answer:** B

**Section:** (none)

**Explanation**

**Explanation/Reference:**

Explanation:

[https://technet.microsoft.com/en-us/library/cc753109\(v=ws.10\).aspx](https://technet.microsoft.com/en-us/library/cc753109(v=ws.10).aspx)

<http://www.howto-connect.com/print-management-tool-in-windows-10/>

#### **QUESTION 26**

A user reports that a computer was slower than expect during the last week.

You need to identify any application failures that occurred during the last week.

Which tool should you use?

- A. Performance Monitor
- B. Task Manager
- C. Resource Monitor
- D. Reliability Monitor

**Correct Answer:** D

**Section:** (none)

**Explanation**

**Explanation/Reference:**

Explanation:

<http://www.pcworld.com/article/2999237/windows/how-to-use-windows-10s-reliability-monitor-to-fix-and-fine-tune-your-pc.html>

#### **QUESTION 27**

You have a computer that runs Windows 10 Pro.

You receive a SMART alert that the hard disk drive will fail soon.

You connect a second external hard disk drive to the computer.

You need to create a backup that you can use to restore the operating system and the user documents to a replacement drive.

What should you use?

- A. vssadmin.exe
- B. wbadmin.exe
- C. Start-WBBackup
- D. Start-OBBackup

**Correct Answer:** B

**Section:** (none)

**Explanation**

**Explanation/Reference:**

Explanation:

<http://www.backup-utility.com/windows-10/windows-10-wbadmin-4348.html>

#### **QUESTION 28**

You have a computer named Computer1 that runs Windows 10.

File History is turned on.

You have files located in D:\Photos.

You need to ensure that you can recover previous versions of the files in D:\Photos.

What should you do?

- A. Add D:\Photos to the Pictures library.
- B. Turn on System Protection for drive D.
- C. Enable sharing for D:\Photos.
- D. Modify the Recovery settings in the Settings app.

**Correct Answer:** A

**Section:** (none)

**Explanation**

**Explanation/Reference:**

Explanation:

<https://support.microsoft.com/en-us/help/17128/windows-8-file-history>

#### **QUESTION 29**

You deploy a new computer named Computer1.

You have a file named Data.docx that is stored in Microsoft OneDrive.

From File Explorer, you attempt to open Data.docx, but you discover that the file is corrupt.

You need to access a previous version of Data. docx.

What should you use?

- A. File History
- B. the Recycle Bin
- C. One Drive online

D. Backup and Restore (Windows 7)

**Correct Answer:** A

**Section:** (none)

**Explanation**

**Explanation/Reference:**

Explanation:

**QUESTION 30**

HOTSPOT

You have a Windows Server Update Services (WSUS) server.

You need to configure a computer to receive updates from WSUS. The solution must ensure that the updates are installed only on Sunday at 20:00.

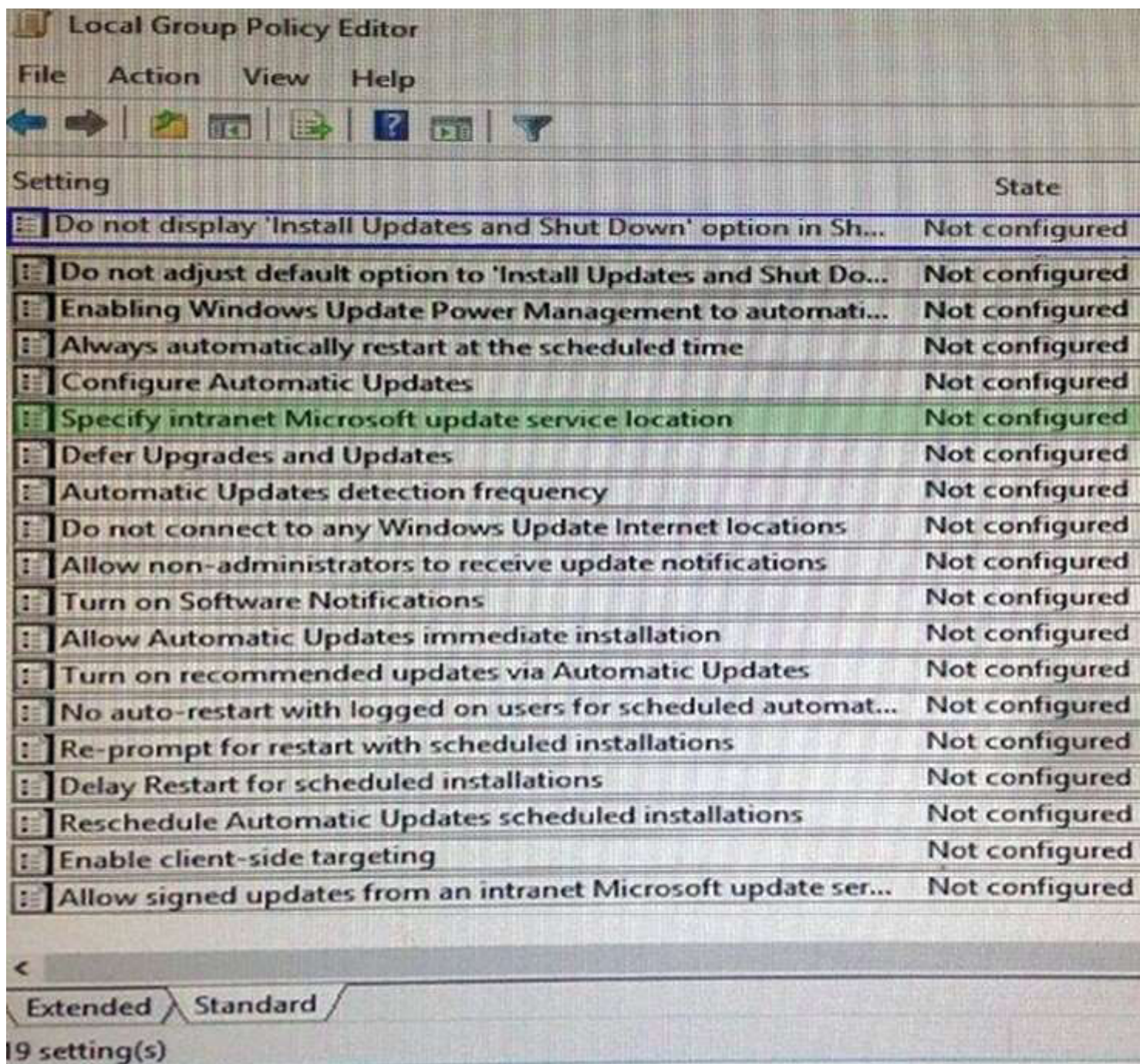
Which two settings should you configure? To answer, select the appropriate settings in the answer area.

**Hot Area:**

Local Group Policy Editor	
File Action View Help	
Setting	State
Do not display 'Install Updates and Shut Down' option in Sh...	Not configured
Do not adjust default option to 'Install Updates and Shut Do...	Not configured
Enabling Windows Update Power Management to automati...	Not configured
Always automatically restart at the scheduled time	Not configured
Configure Automatic Updates	Not configured
Specify intranet Microsoft update service location	Not configured
Defer Upgrades and Updates	Not configured
Automatic Updates detection frequency	Not configured
Do not connect to any Windows Update Internet locations	Not configured
Allow non-administrators to receive update notifications	Not configured
Turn on Software Notifications	Not configured
Allow Automatic Updates immediate installation	Not configured
Turn on recommended updates via Automatic Updates	Not configured
No auto-restart with logged on users for scheduled automat...	Not configured
Re-prompt for restart with scheduled installations	Not configured
Delay Restart for scheduled installations	Not configured
Reschedule Automatic Updates scheduled installations	Not configured
Enable client-side targeting	Not configured
Allow signed updates from an intranet Microsoft update ser...	Not configured
< <div>             Extended             Standard           </div>	
19 setting(s)	

Correct Answer:





Section: (none)

Explanation

Explanation/Reference:

### QUESTION 31

Your networks contain a single Active Directory domain.

On a domain controller, an administrator creates a custom Microsoft Management Console (MMC) that uses the Active Directory Users and Computer snap-in.

The domain contains a computer named Computer1 that runs Windows 10. You use the computer to perform management tasks. You copy the custom MMC to the computer.

You need to ensure that you can use MMC and all of the features of the MMC.

What should you do on Computer1?

- A. Enable the Sideload apps developer feature.
- B. Install the Remote Server Administration Tools (RSAT).
- C. Install the Microsoft Application Compatibility Toolkit (ACT).
- D. Disable User Account Control (UAC).

**Correct Answer: B**

**Section: (none)**

**Explanation**

**Explanation/Reference:**

Explanation:

<http://blogs.msmvps.com/acefekay/2012/08/24/delegate-active-directory-users-and-computers-aduc-then-create-a-custom-aduc-mmc/>

### QUESTION 32

You have computers that run Windows 10.

You need to identify both active malware instances and past malware instances from the last three months.

Which command should you run?

- A. Get-EventSubscriber
- B. Get-MpThreatCatalog
- C. Get-WindowsErrorReporting
- D. Get-MpThreatDetection

**Correct Answer: D**

**Section: (none)**

**Explanation**

**Explanation/Reference:**

Explanation:

<https://technet.microsoft.com/en-us/library/dn433290.aspx>

### QUESTION 33

Note: This question is part of a series of questions that use the same set of answer choices. Each answer choice may be used once, more than once, or not at all.

You have a computer that has a dual-boot configuration. Windows 10 Pro is installed on the local disk. Windows 10 Enterprise is installed in a VHDX file named Disk1.vhdx.

You start the computer to Windows 10 Pro, and then you download a driver package.

You need to ensure that the next time the Windows 10 Enterprise installation starts, the driver is installed already.

What should you run first?

- A. Add-WindowsImage
- B. bcdboot.exe

- C. bcdedit.exe
- D. bootcfg.exe
- E. bootim.exe
- F. bootsect.exe
- G. G. diskpart.exe
- H. Expand-WindowsImage

**Correct Answer:** G

**Section:** (none)

**Explanation**

**Explanation/Reference:**

Explanation:

[https://technet.microsoft.com/en-us/library/dd799267\(v=ws.10\).aspx#BKMK\\_addDrivers](https://technet.microsoft.com/en-us/library/dd799267(v=ws.10).aspx#BKMK_addDrivers)

### QUESTION 34

Note: This question is part of a series of questions that use the same set of answer choices. Each answer choice may be used once, more than once, or not at all.

You have a computer named Computer1.

Computer1 has a virtual hard disk (VHD) named Disk1.vhdx. Disk1.vhdx has an NTFS partition, which is visible in File Explorer as drive E.

You need to provision Windows 10 on Disk1.vhdx.

What should you run?

- A. Add-WindowsImage
- B. bcdboot.exe
- C. bcdedit.exe
- D. bootcfg.exe
- E. bootim.exe
- F. bootsect.exe
- G. G. diskpart.exe
- H. Expand-WindowsImage

**Correct Answer:** G

**Section:** (none)

**Explanation**

**Explanation/Reference:**

Explanation:

<https://bcrawfordjr.wordpress.com/2014/10/05/install-windows-10-tech-preview-in-a-bootable-vhd/>

### QUESTION 35

Note: This question is part of a series of questions that use the same set of answer choices. Each answer choice may be used once, more than once, or not at all.

You have a computer that has a dual-boot configuration. Windows 10 Enterprise is installed on the local disk. Windows 10 Pro is installed in a VHDX file named Disk1.vhdx. Both of the installations are 64-bit versions.

You start the computer to Windows 10 Enterprise.

You need to ensure that you can install an unsigned driver to Windows 10 Pro when the computer starts in Windows 10 Pro.

What should you run?

- A. Add-WindowsImage
- B. bcdboot.exe
- C. bcdedit.exe
- D. bootcfg.exe
- E. bootim.exe
- F. bootsect.exe
- G. G. diskpart.exe
- H. Expand-WindowsImage

**Correct Answer:** C

**Section:** (none)

**Explanation**

**Explanation/Reference:**

Explanation:

<http://www.drivethelife.com/windows-drivers/how-to-disable-driver-signature-enforcement-on-windows-10-8-7-xp-vista.html#part3>

### QUESTION 36

Note: This question is part of a series of questions that use the same set of answer choices. Each answer choice may be used once, more than once, or not at all.

You have a computer named Computer1 that has storage configured as shown in the following table.

Disk name	Size	Storage pool name
Disk1	200 GB	Pool1
Disk2	100 GB	Pool1
Disk3	500 GB	Pool1
Disk4	500 GB	Pool2
Disk5	500 GB	Pool2
Disk6	800 GB	None
Disk7	100 GB	Pool3
Disk8	100 GB	Pool3

Pool1 contains a storage space named Space1 that is 300 GB.

Pool3 contains a storage space named Space2 that is 100 GB.

Pool2 is empty.

You need to add Disk7 to Pool1.

What should you use first?

- A. Add-PhysicalDisk
- B. Diskpart



- C. New-VirtualDisk
- D. Remove-PhysicalDisk
- E. Resize-VirtualDisk
- F. Set-StoragePool
- G. Subst
- H. Update-Disk

**Correct Answer:** D

**Section:** (none)

**Explanation**

**Explanation/Reference:**

Explanation:

[https://technet.microsoft.com/en-us/library/hh848697\(v=wps.630\).aspx](https://technet.microsoft.com/en-us/library/hh848697(v=wps.630).aspx)

### QUESTION 37

Note: This question is part of a series of questions that use the same set of answer choices. Each answer choice may be used once, more than once, or not at all.

Your network contains a single Active Directory domain. The domain contains a VPN server that supports all of the VPN protocols.

From a computer that runs Windows 10 Pro, a user named User1 creates an SSTP VPN connection to a network named VPN1.

User1 successfully connects to the VPN server. When User1 roams between different Wi-Fi access points, the user loses the connection to the corporate network and must manually re-establish the VPN connection.

You need to ensure that VPN1 automatically maintains the connection while the user roams between Wi-Fi access points.

What should you do?

- A. Click Turn on password protected sharing.
- B. Disable Network Discovery.
- C. Modify the Profile settings of an incoming firewall rule.
- D. Run the Add-VpnConnectionTriggerApplication cmdlet.
- E. Run the New-NetFirewallRule cmdlet and specify the- Direction Outbound parameter.
- F. Run the New-VpnConnection cmdlet.
- G. Run the Set-NetConnectionProfile cmdlet.
- H. Run the Set-VPNConnection cmdlet.

**Correct Answer:** D

**Section:** (none)

**Explanation**

**Explanation/Reference:**

Explanation:

[https://technet.microsoft.com/en-us/library/dn296460\(v=wps.630\).aspx](https://technet.microsoft.com/en-us/library/dn296460(v=wps.630).aspx)

### QUESTION 38

Note: This question is part of a series of questions that use the same set of answer choices. Each answer choice may be used once, more than once, or not at all.

You have 10 computers that run Windows 10 Pro. The computers are in a workgroup.

A computer named PC\_User1 has shared folder named Share1. Users are not prompted for credentials when they access Share1.

You modify the permissions on Share1 so that the share is shared only to a user named User1.

You need to ensure that when users from other computers in the workgroup access Share1, they must authenticate by using the credentials of User1.

What should you do?

- A. Click Turn on password protected sharing. B Disable Network Discovery.
- B. Modify the Profile settings of an incoming firewall rule.
- C. Run the Add-VpnConnectionTriggerApplication cmdlet.
- D. Run the New-NetFirewallRule cmdlet and specify the- Direction Outbound parameter.
- E. Run the New-VpnConnection cmdlet.
- F. Run the Set-NetConnectionProfile cmdlet.
- G. Run the Set-VPNConnection cmdlet.

**Correct Answer: A**

**Section: (none)**

**Explanation**

**Explanation/Reference:**

Explanation:

<http://www.isunshare.com/windows-10/turn-off-or-on-password-protected-sharing-in-windows-10.html>

#### **QUESTION 39**

Note: This question is part of a series of questions that use the same set of answer choices. Each answer choice may be used once, more than once, or not at all.

Your network contains a single Active Directory domain. The domain contains devices that run Windows 10 Enterprise.

You need to prevent computers from connecting to hosts on subnet 131.107.0.0/24.

What should you do?

- A. Click Turn on password protected sharing.
- B. Disable Network Discovery.
- C. Modify the Profile settings of an incoming firewall rule.
- D. Run the Add-VpnConnectionTriggerApplication cmdlet.
- E. Run the New-NetFirewallRule cmdlet and specify the- Direction Outbound parameter.
- F. Run the New-VpnConnection cmdlet.
- G. Run the Set-NetConnectionProfile cmdlet.
- H. Run the Set-VPNConnection cmdlet.

**Correct Answer: B**

**Section: (none)**

**Explanation**

**Explanation/Reference:**

Explanation:

<https://blogs.technet.microsoft.com/networking/2010/12/06/disabling-network-discoverynetwork-resources/>

#### **QUESTION 40**

Note: This question is part of a series of questions that use the same set of answer choices. Each answer

choice may be used once, more than once, or not at all.

Your network contains a single Active Directory domain. The domain contains a VPN server that supports all of the VPN protocols.

A user named User1 works from home and has a desktop computer that runs Windows 10 Pro. User1 has an application named App1 that requires access to a server on the corporate network. User1 creates a VPN connection on the computer.

You need to ensure that when User1 opens App1, App1 can access the required data.

What should you do?

- A. Click Turn on password protected sharing. B Disable Network Discovery.
- B. Modify the Profile settings of an incoming firewall rule.
- C. Run the Add-VpnConnectionTriggerApplication cmdlet.
- D. Run the New-NetFirewallRule cmdlet and specify the- Direction Outbound parameter.
- E. Run the New-VpnConnection cmdlet.
- F. Run the Set-NetConnectionProfile cmdlet.
- G. Run the Set-VPNConnection cmdlet.

**Correct Answer: D**

**Section: (none)**

**Explanation**

**Explanation/Reference:**

Explanation:

[https://technet.microsoft.com/en-us/library/dn296460\(v=wps.630\).aspx](https://technet.microsoft.com/en-us/library/dn296460(v=wps.630).aspx)

#### QUESTION 41

You have four computers configured as shown in the following table.

Computer name	Trusted Platform Module (TMP) version	Wi-Fi Direct support	Second Level Address Translation (SLAT)-capable processor support	Camera type
Computer1	None	No	Yes	Webcam and illuminated infrared camera
Computer2	1.2	Yes	Yes	illuminated infrared camera
Computer3	2.0	No	Yes	Webcam
Computer4	2.0	Yes	No	Webcam

You need to deploy Windows 10 Enterprise. The deployment must support Miracast, BitLocker Drive Encryption (BitLocker), and Windows Hello with facial recognition.

On which computer should you install Windows 10?

- A. Computer1
- B. Computer2

- C. Computer3
- D. Computer4

**Correct Answer:** B

**Section:** (none)

**Explanation**

**Explanation/Reference:**

Explanation:

<https://www.microsoft.com/en-za/windows/windows-10-specifications#sysreqs>

#### **QUESTION 42**

You have a computer named Computer1.

You obtain a new driver for a device installed on Computer1. The driver package is stored in C:\Drivers and includes the following files.

- Driver.inf
- Driver.dll
- Driver.sys
- Driver.cat

You need to install the driver on Computer1 by using File Explorer.

Which file should you use to initiate the installation?

- A. Driver.sys
- B. Driver.dll
- C. Driver.cat
- D. Driver.inf

**Correct Answer:** B

**Section:** (none)

**Explanation**

**Explanation/Reference:**

Explanation:

<http://lifehacker.com/269063/install-a-dll-file-in-windows>

#### **QUESTION 43**

HOTSPOT

You have a computer named Computer1 that runs Windows 10.

You run the Get-VMHost | fl\* cmdlet on Computer1, and you receive the following output.

```

ComputerName                : COMPUTER1
LogicalProcessorCount       : 4
ResourceMeteringSaveInterval : 01:00:00
HostNumaStatus              : {COMPUTER1}
NumaStatus                  : {}
IovSupport                  : False
IovSupportReasons           : {SR-IOV is not supported on th
InternalNetworkAdapters     : {External network}
ExternalNetworkAdapters     : {External network_External}
SupportedVmVersions         : {5.0, 6.2, 7.0}
SecureBootTemplates         : {MicrosoftWindows, MicrosoftUE
EnableEnhancedSessionMode   : False
FibreChannelWwnn            : C003FF0000FFFF00
FibreChannelWwpnMaximum     : C003FFA43B08FFFF
FibreChannelWwpnMinimum     : C003FFA43B080000
MacAddressMaximum           : 00155DCD23FF
MacAddressMinimum           : 00155DCD2300
NumaSpanningEnabled         : True
VirtualHardDiskPath         : C:\VMs
VirtualMachinePath          : C:\VMs
FullyQualifiedDomainName    : WORKGROUP
MemoryCapacity              : 8499589120
Name                        : COMPUTER1
MaximumStorageMigrations    : 2
MaximumVirtualMachineMigrations : 2
UseAnyNetworkForMigration   : False
VirtualMachineMigrationAuthenticationType : CredSSP
VirtualMachineMigrationEnabled : False
VirtualMachineMigrationPerformanceOption : TCP/IP
CimSession                  : CimSession: .
IsDeleted                   : False

```

Use the drop-down menus to select the answer choice that completes each statement based on the information presented in the output.

**Hot Area:**

## Answer Area

You [answer choice] storage migrations on Computer1.

cannot perform
can perform a maximum of 10
can perform a maximum of 20
can perform a maximum of 30

You [answer choice] virtual machine migrations from Computer1 to another Hyper-V host.

cannot perform
can perform a maximum of 10
can perform a maximum of 20
can perform a maximum of 30

Correct Answer:

## Answer Area

You [answer choice] storage migrations on Computer1.

cannot perform  
can perform a maximum of 10  
can perform a maximum of 20  
can perform a maximum of 30

You [answer choice] virtual machine migrations from Computer1 to another Hyper-V host.

cannot perform  
can perform a maximum of 10  
can perform a maximum of 20  
can perform a maximum of 30

Section: (none)

Explanation

Explanation/Reference:

<https://technet.microsoft.com/de-de/library/hh848524.aspx>

### QUESTION 44

Note: This question is part of a series of questions that use the same scenario. For your convenience, the scenario is repeated in each question. Each question presents a different goal and answer choices, but the text of the scenario is exactly the same in each question in this series.

#### *Start of repeated scenario*

Your network contains a single Active Directory domain named contoso.com. All computers are members of the domain and run the 64-bit version of Windows 10 Enterprise.

On a test computer named Computer\_Test1, you pin several company-specific applications in a group named Contoso Apps, and then you export the Start menu layout to a file named Contoso.xml.

You install Client Hyper-V on a computer named Computer6.

You identify the following requirements.

- Install the Hyper-V feature on a computer named Computer1.
- Use virtual smart card authentication on a computer named Computer2.

- Enable Secure Boot on a computer named Computer3.
- Connect a computer named Computer4 to a projector by using Miracast.
- Ensure that a user named User1 can use keyboard shortcuts by pressing one key at a time.
- Ensure that you can share the clipboard between Computer6 and the virtual machines running on Computer6.
- Add the Contoso Apps group to the Start menu of a computer named Computer7.

*End of repeated scenario*

You need to meet the requirement of User1.

Which Ease of Access setting should you configure?

- A. Toggle Keys
- B. Sticky Keys
- C. Filter Keys
- D. Mouse Keys

**Correct Answer: B**

**Section: (none)**

**Explanation**

**Explanation/Reference:**

Explanation:

<http://www.pcmec.com/article/how-to-manage-ease-of-access-features-in-windows-10/>

#### **QUESTION 45**

Note: This question is part of a series of questions that use the same scenario. For your convenience, the scenario is repeated in each question. Each question presents a different goal and answer choices, but the text of the scenario is exactly the same in each question in this series.

*Start of repeated scenario*

Your network contains a single Active Directory domain named contoso.com. All computers are members of the domain and run the 64-bit version of Windows 10 Enterprise.

On a test computer named Computer\_Test1, you pin several company-specific applications in a group named Contoso Apps, and then you export the Start menu layout to a file named Contoso.xml.

You install Client Hyper-V on a computer named Computer6.

You identify the following requirements.

- Install the Hyper-V feature on a computer named Computer1.
- Use virtual smart card authentication on a computer named Computer2.
- Enable Secure Boot on a computer named Computer3.
- Connect a computer named Computer4 to a projector by using Miracast.
- Ensure that a user named User1 can use keyboard shortcuts by pressing one key at a time.
- Ensure that you can share the clipboard between Computer6 and the virtual machines running on Computer6.
- Add the Contoso Apps group to the Start menu of a computer named Computer7.

*End of repeated scenario*



You need to meet the requirement of Computer6.

What should you configure?

- A. NUMA spanning
- B. enhanced session mode
- C. Hyper-V Guest Service Interface
- D. RemoteFX

**Correct Answer: B**

**Section: (none)**

**Explanation**

**Explanation/Reference:**

Explanation:

<https://technet.microsoft.com/en-us/windows-server-docs/compute/hyper-v/learn-more/use-local-resources-on-hyper-v-virtual-machine-with-vmconnect>

#### QUESTION 46

Note: This question is part of a series of questions that use the same scenario. For your convenience, the scenario is repeated in each question. Each question presents a different goal and answer choices, but the text of the scenario is exactly the same in each question in this series.

#### *Start of repeated scenario*

Your network contains a single Active Directory domain named contoso.com. All computers are members of the domain and run the 64-bit version of Windows 10 Enterprise.

On a test computer named Computer\_Test1, you pin several company-specific applications in a group named Contoso Apps, and then you export the Start menu layout to a file named Contoso.xml.

You install Client Hyper-V on a computer named Computer6.

You identify the following requirements.

- Install the Hyper-V feature on a computer named Computer1.
- Use virtual smart card authentication on a computer named Computer2.
- Enable Secure Boot on a computer named Computer3.
- Connect a computer named Computer4 to a projector by using Miracast.
- Ensure that a user named User1 can use keyboard shortcuts by pressing one key at a time.
- Ensure that you can share the clipboard between Computer6 and the virtual machines running on Computer6.
- Add the Contoso Apps group to the Start menu of a computer named Computer7.

#### *End of repeated scenario*

Which hardware feature must Computer4 must support?

- A. a Wi-Fi adapter
- B. a Bluetooth adapter
- C. an HDMI port

D. a Mini DisplayPort connector

**Correct Answer:** A

**Section:** (none)

**Explanation**

**Explanation/Reference:**

Explanation:

<https://www.microsoft.com/en-za/windows/windows-10-specifications#sysreqs>

#### QUESTION 47

Note: This question is part of a series of questions that use the same scenario. For your convenience, the scenario is repeated in each question. Each question presents a different goal and answer choices, but the text of the scenario is exactly the same in each question in this series.

#### *Start of repeated scenario*

Your network contains a single Active Directory domain named contoso.com. All computers are members of the domain and run the 64-bit version of Windows 10 Enterprise.

On a test computer named Computer\_Test1, you pin several company-specific applications in a group named Contoso Apps, and then you export the Start menu layout to a file named Contoso.xml.

You install Client Hyper-V on a computer named Computer6.

You identify the following requirements.

- Install the Hyper-V feature on a computer named Computer1.
- Use virtual smart card authentication on a computer named Computer2.
- Enable Secure Boot on a computer named Computer3.
- Connect a computer named Computer4 to a projector by using Miracast.
- Ensure that a user named User1 can use keyboard shortcuts by pressing one key at a time.
- Ensure that you can share the clipboard between Computer6 and the virtual machines running on Computer6.
- Add the Contoso Apps group to the Start menu of a computer named Computer7.

#### *End of repeated scenario*

You install all of the Contoso apps on Computer7.

You need to meet the requirements of Computer7.

What should you do?

- A. Run the Import-StartLayout cmdlet.
- B. Copy Contoso.xml to the C:\Users\Default\Start menu folder.
- C. Configure the Start Menu and Taskbar settings in a Group Policy.
- D. Copy Contoso.xml to the C:\ProgramData\Microsoft\Windows\Start Menu folder.

**Correct Answer:** A

**Section:** (none)

**Explanation**

**Explanation/Reference:**

Explanation:

<https://blogs.technet.microsoft.com/deploymentguys/2016/03/07/windows-10-start-layout-customization/#Exporting>

#### QUESTION 48

Note: This question is part of a series of questions that use the same set of answer choices. Each answer choice may be used once, more than once, or not at all.

You have a computer named Computer1 that has a dual-boot configuration. Computer1 has Windows 8.1 and Windows 10 installed.

You need to configure Computer1 to use only 4 GB of RAM when the computer starts in Windows 10.

What should you run?

- A. Add-WindowsImage
- B. bcdboot.exe
- C. bcdedit.exe
- D. bootcfg.exe
- E. bootim.exe
- F. bootsect.exe
- G. G. diskpart.exe
- H. Expand-WindowsImage

**Correct Answer: C**

**Section: (none)**

**Explanation**

**Explanation/Reference:**

Explanation:

[https://technet.microsoft.com/en-us/library/cc709667\(v=ws.10\).aspx](https://technet.microsoft.com/en-us/library/cc709667(v=ws.10).aspx)

#### QUESTION 49

A user has a laptop named Computer 1 that runs Windows 10 and has a 64-bit application named App1 installed.

App1 fails to launch and generates an error message indicating that the application is not supported on this version of Windows.

You need to ensure that App1 can run successfully.

What should you do?

- A. Create a package that includes App1 by using the Windows Imaging and Configuration Designer (Windows ICD).
- B. Create a fix in the Compatibility Administrator.
- C. Run App1 in the Standard User Analyzer (SUA).
- D. Use the Application Compatibility Manager (ACM) to create an inventory package.

**Correct Answer: B**

**Section: (none)**

**Explanation**

**Explanation/Reference:**

Explanation:

[https://msdn.microsoft.com/en-us/library/windows/desktop/dd744763\(v=vs.85\).aspx](https://msdn.microsoft.com/en-us/library/windows/desktop/dd744763(v=vs.85).aspx)

**QUESTION 50**

You have a computer that has a local printer.

You need to share the printer.

Which two tools can you use to achieve the goal? Each correct answer presents a complete solution.

- A. net share from a command prompt
- B. Devices and Printers from Control Panel
- C. Set-PrintConfiguration from Windows PowerShell
- D. Set-Printer from Windows PowerShell
- E. Printers & scanners from the Settings app

**Correct Answer:** BD

**Section:** (none)

**Explanation**

**Explanation/Reference:**

Explanation:

<http://www.addictivetips.com/windows-tips/how-to-share-a-usb-printer-over-your-network-in-windows-10/>  
[https://technet.microsoft.com/en-us/library/hh918366\(v=wps.630\).aspx](https://technet.microsoft.com/en-us/library/hh918366(v=wps.630).aspx)

**QUESTION 51**

In this section, you will see one or more sets of questions with the same scenario and problem. Each question presents a unique solution to the problem, and you must determine whether the solution meets the stated goals. Any of the solutions might solve the problem. It is also possible that none of the solutions solve the problem.

Once you answer a question in this section, you will NOT be able to return to it. As a result, these questions will not appear in the review screen.

Note: This question is part of a series of questions that present the same scenario. Each question in the series contains a unique solution. Determine whether the solution meets the stated goals.

Your network contains a single Active Directory domain named contoso.com. The domain contains two computers named Computer1 and Computer2.

A user named User1 is a member of the local Administrators group on Computer1 and Computer2.

User1 fails to access the Event Viewer logs on Computer2 from Computer1. User1 can connect to Computer2 remotely by using Computer Management.

You need to ensure that User1 can use Event Viewer on Computer1 to remotely view the Event Viewer logs on Computer2.

Solution: You run winrm quickconfig on Computer2.

Does this meet the goal?

- A. Yes
- B. No

**Correct Answer:** B

**Section:** (none)

**Explanation**

**Explanation/Reference:**

Explanation:

[https://msdn.microsoft.com/en-us/library/aa384372\(v=vs.85\).aspx](https://msdn.microsoft.com/en-us/library/aa384372(v=vs.85).aspx)

## QUESTION 52

In this section, you will see one or more sets of questions with the same scenario and problem. Each question presents a unique solution to the problem, and you must determine whether the solution meets the stated goals. Any of the solutions might solve the problem. It is also possible that none of the solutions solve the problem.

Once you answer a question in this section, you will NOT be able to return to it. As a result, these questions will not appear in the review screen.

Note: This question is part of a series of questions that present the same scenario. Each question in the series contains a unique solution. Determine whether the solution meets the stated goals.

Your network contains a single Active Directory domain named contoso.com. The domain contains two computers named Computer1 and Computer2.

A user named User1 is a member of the local Administrators group on Computer1 and Computer2.

User1 fails to access the Event Viewer logs on Computer2 from Computer1. User1 can connect to Computer2 remotely by using Computer Management.

You need to ensure that User1 can use Event Viewer on Computer1 to remotely view the Event Viewer logs on Computer2.

Solution: You run Enable-PSRemoting on Computer1.

Does this meet the goal?

- A. Yes
- B. No

**Correct Answer: B**

**Section: (none)**

**Explanation**

**Explanation/Reference:**

Explanation:

<http://www.howtogeek.com/117192/how-to-run-powershell-commands-on-remote-computers/>

## QUESTION 53

In this section, you will see one or more sets of questions with the same scenario and problem. Each question presents a unique solution to the problem, and you must determine whether the solution meets the stated goals. Any of the solutions might solve the problem. It is also possible that none of the solutions solve the problem.

Once you answer a question in this section, you will NOT be able to return to it. As a result, these questions will not appear in the review screen.

Note: This question is part of a series of questions that present the same scenario. Each question in the series contains a unique solution. Determine whether the solution meets the stated goals.

Your network contains a single Active Directory domain named contoso.com. The domain contains two computers named Computer1 and Computer2.

A user named User1 is a member of the local Administrators group on Computer1 and Computer2.

User1 fails to access the Event Viewer logs on Computer2 from Computer1. User1 can connect to Computer2 remotely by using Computer Management.

You need to ensure that User1 can use Event Viewer on Computer1 to remotely view the Event Viewer logs on Computer2.

Solution: You modify the Windows Firewall settings on Computer2.

Does this meet the goal?

- A. Yes
- B. No

**Correct Answer: A**

**Section: (none)**

**Explanation**

**Explanation/Reference:**

Explanation:

[https://technet.microsoft.com/en-us/library/cc766438\(v=ws.11\).aspx](https://technet.microsoft.com/en-us/library/cc766438(v=ws.11).aspx)

#### **QUESTION 54**

In this section, you will see one or more sets of questions with the same scenario and problem. Each question presents a unique solution to the problem, and you must determine whether the solution meets the stated goals. Any of the solutions might solve the problem. It is also possible that none of the solutions solve the problem.

Once you answer a question in this section, you will NOT be able to return to it. As a result, these questions will not appear in the review screen.

Note: This question is part of a series of questions that present the same scenario. Each question in the series contains a unique solution. Determine whether the solution meets the stated goals.

Your network contains a single Active Directory domain named contoso.com. The domain contains two computers named Computer1 and Computer2.

A user named User1 is a member of the local Administrators group on Computer1 and Computer2.

User1 fails to access the Event Viewer logs on Computer2 from Computer1. User1 can connect to Computer2 remotely by using Computer Management.

You need to ensure that User1 can use Event Viewer on Computer1 to remotely view the Event Viewer logs on Computer2.

Solution: You start the Remote Registry services on Computer2.

Does this meet the goal?

- A. Yes
- B. No

**Correct Answer: B**

**Section: (none)**

**Explanation**

**Explanation/Reference:**

Explanation:

[https://technet.microsoft.com/en-us/library/cc754820\(v=ws.11\).aspx](https://technet.microsoft.com/en-us/library/cc754820(v=ws.11).aspx)

#### **QUESTION 55**

In this section, you will see one or more sets of questions with the same scenario and problem. Each question

presents a unique solution to the problem, and you must determine whether the solution meets the stated goals. Any of the solutions might solve the problem. It is also possible that none of the solutions solve the problem.

Once you answer a question in this section, you will NOT be able to return to it. As a result, these questions will not appear in the review screen.

Note: This question is part of a series of questions that present the same scenario. Each question in the series contains a unique solution. Determine whether the solution meets the stated goals.

You have a computer named Computer1 that runs Windows 10.

File History is turned on.

The user of Computer1 reports that previous versions of D:\Folder\File1.doc are unavailable from the Previous Versions tab.

You need to ensure that the previous versions of the file are created.

Solution: Add D:\Folder\to the Documents library.

Does this meet the goal?

A. Yes

B. No

**Correct Answer: A**

**Section: (none)**

**Explanation**

**Explanation/Reference:**

Explanation:

<https://support.microsoft.com/en-us/help/17128/windows-8-file-history>

#### **QUESTION 56**

In this section, you will see one or more sets of questions with the same scenario and problem. Each question presents a unique solution to the problem, and you must determine whether the solution meets the stated goals. Any of the solutions might solve the problem. It is also possible that none of the solutions solve the problem.

Once you answer a question in this section, you will NOT be able to return to it. As a result, these questions will not appear in the review screen.

Note: This question is part of a series of questions that present the same scenario. Each question in the series contains a unique solution. Determine whether the solution meets the stated goals.

You have a computer named Computer1 that runs Windows 10.

File History is turned on.

The user of Computer1 reports that previous versions of D:\Folder\File1.doc are unavailable from the Previous Versions tab.

You need to ensure that the previous versions of the file are created.

Solution: Create a backup of drive D by using Backup and Restore (Windows 7).

Does this meet the goal?

- A. Yes
- B. No

**Correct Answer:** A

**Section:** (none)

**Explanation**

**Explanation/Reference:**

Explanation:

<http://www.howtogeek.com/209080/how-to-restore-previous-versions-of-a-file-on-any-operating-system/>

#### QUESTION 57

Note: This question is part of a series of questions that use the same scenario. For your convenience, the scenario is repeated in each question. Each question presents a different goal and answer choices, but the text of the scenario is exactly the same in each question in this series.

#### *Start of repeated scenario*

Your network contains a single Active Directory domain named adatum.com.

The network contains five servers configured as shown in the following table.

Server name	Domain/workgroup	Role
DC1	Adatum.com	Domain controller
DC2	Adatum.com	Domain controller
Server1	Adatum.com	Member server
Server2	Adatum.com	Member server
Test_Server	Workgroup	File server

All of the servers run Windows Server 2012 R2.

Test\_Server has a shared folder named ShareA. Only local users have permissions to ShareA.

The network contains a mainframe computer that is administered by using the Telnet protocol.

The domain contains four client computers configured as shown in the following table.

Computer name	Primary user
Computer1	User1
Computer2	User2
Computer3	User3
Computer4	User4

All of the client computers run the 64-bit version of Windows. User3 frequently accesses ShareA. Remote



Desktop is enabled on Computer4.

Your company identifies the following requirements.

- Ensure that you can test unsigned device drivers on Computer1.
- Enable Credential Guard on Computer2.
- Run commands and cmdlets remotely on Computer2.
- Configure User Account Control (UAC) on Computer3 to prompt administrators for credentials when elevated privileges are required.
- Ensure that User1 can view and interact with a desktop session of User3.
- Ensure that User2 can use Telnet to manage the mainframe.
- Ensure that User4 can use Remote Desktop to access Computer4 remotely.

*End of repeated scenario*

You need to meet the requirement of User2.

What should you do?

- A. Run tlntadmn.exe
- B. Install a Windows feature.
- C. Modify the membership of the TelnetClients group.
- D. Configure Windows Firewall.

**Correct Answer: C**

**Section: (none)**

**Explanation**

**Explanation/Reference:**

Explanation:

[https://technet.microsoft.com/en-us/library/cc770895\(v=ws.10\).aspx](https://technet.microsoft.com/en-us/library/cc770895(v=ws.10).aspx)

#### QUESTION 58

Note: This question is part of a series of questions that use the same scenario. For your convenience, the scenario is repeated in each question. Each question presents a different goal and answer choices, but the text of the scenario is exactly the same in each question in this series.

*Start of repeated scenario*

Your network contains a single Active Directory domain named adatum.com.

The network contains five servers configured as shown in the following table.

Server name	Domain/workgroup	Role
DC1	Adatum.com	Domain controller
DC2	Adatum.com	Domain controller
Server1	Adatum.com	Member server
Server2	Adatum.com	Member server
Test Server	Workgroup	File server

All of the servers run Windows Server 2012 R2.

Test\_Server has a shared folder named ShareA. Only local users have permissions to ShareA.

The network contains a mainframe computer that is administered by using the Telnet protocol.

The domain contains four client computers configured as shown in the following table.

Computer name	Primary user
Computer1	User1
Computer2	User2
Computer3	User3
Computer4	User4

All of the client computers run the 64-bit version of Windows. User3 frequently accesses ShareA. Remote Desktop is enabled on Computer4.

Your company identifies the following requirements.

- Ensure that you can test unsigned device drivers on Computer1.
- Enable Credential Guard on Computer2.
- Run commands and cmdlets remotely on Computer2.
- Configure User Account Control (UAC) on Computer3 to prompt administrators for credentials when elevated privileges are required.
- Ensure that User1 can view and interact with a desktop session of User3.
- Ensure that User2 can use Telnet to manage the mainframe.
- Ensure that User4 can use Remote Desktop to access Computer4 remotely.

***End of repeated scenario***

You need to meet the Credential Guard requirement of Computer2.

Which two Windows features should you install? Each correct answer presents part of the solution.

- A. Windows Process Activation Service (WAS)
- B. Embedded Boot Experience
- C. Isolated User Mode
- D. Windows Identity Foundation 3.5
- E. Hyper-V Hypervisor

**Correct Answer: CE**

**Section: (none)**

**Explanation**

**Explanation/Reference:**

Explanation:

<https://technet.microsoft.com/en-us/itpro/windows/keep-secure/credential-guard>

### QUESTION 59

Note: This question is part of a series of questions that use the same scenario. For your convenience, the scenario is repeated in each question. Each question presents a different goal and answer choices, but the text of the scenario is exactly the same in each question in this series.

#### *Start of repeated scenario*

Your network contains a single Active Directory domain named adatum.com.

The network contains five servers configured as shown in the following table.

Server name	Domain/workgroup	Role
DC1	Adatum.com	Domain controller
DC2	Adatum.com	Domain controller
Server1	Adatum.com	Member server
Server2	Adatum.com	Member server
Test Server	Workgroup	File server

All of the servers run Windows Server 2012 R2.

Test\_Server has a shared folder named ShareA. Only local users have permissions to ShareA.

The network contains a mainframe computer that is administered by using the Telnet protocol.

The domain contains four client computers configured as shown in the following table.

Computer name	Primary user
Computer1	User1
Computer2	User2
Computer3	User3
Computer4	User4

All of the client computers run the 64-bit version of Windows. User3 frequently accesses ShareA. Remote Desktop is enabled on Computer4.

Your company identifies the following requirements.

- Ensure that you can test unsigned device drivers on Computer1.
- Enable Credential Guard on Computer2.
- Run commands and cmdlets remotely on Computer2.
- Configure User Account Control (UAC) on Computer3 to prompt administrators for credentials when elevated privileges are required.
- Ensure that User1 can view and interact with a desktop session of User3.
- Ensure that User2 can use Telnet to manage the mainframe.
- Ensure that User4 can use Remote Desktop to access Computer4 remotely.

*End of repeated scenario*

You need to configure Computer3 to meet the UAC requirement.

What should you use?

- A. User Account Control Settings
- B. Credential Manager
- C. Security Options in the Computer Configuration of the Local Computer Policy.
- D. Security Settings in the User Computer of the Local Computer Policy.

**Correct Answer: C**

**Section: (none)**

**Explanation**

**Explanation/Reference:**

Explanation:

<http://www.ghacks.net/2013/06/20/how-to-configure-windows-uac-prompt-behavior-for-admins-and-users/>

**QUESTION 60**

You purchase licenses for several apps from the Windows Store and you list the apps in your Windows Store for Business.

You need to tell users how to install the apps.

What should you instruct the users to use?

- A. the Windows Store app and a Microsoft account
- B. a web browser and a Microsoft Azure Active Directory (Azure AD) account
- C. the Windows Store app and a Microsoft Azure Active Directory (Azure AD) account
- D. a web browser and a Microsoft account

**Correct Answer: C**

**Section: (none)**

**Explanation**

**Explanation/Reference:**

Explanation:

<https://technet.microsoft.com/en-us/itpro/windows/manage/distribute-apps-from-your-private-store>

**QUESTION 61**

Your company is developing a Universal Windows Platform (UWP) app named App1. App1 is not published in the Windows Store.

You are provided with an AppX package for App1.

You need to install App1 locally.

What should you do first?

- A. From a Group Policy object (GPO), add a software installation package.
- B. From the Settings app, modify the for developers setting.
- C. Set the AppX Deployment Service (AppXSVC) to Automatic and restart the computer.
- D. Disable User Account Control (UAC).

**Correct Answer:** B

**Section:** (none)

**Explanation**

**Explanation/Reference:**

Explanation:

<https://msdn.microsoft.com/windows/uwp/get-started/enable-your-device-for-development>

#### **QUESTION 62**

You have a computer named Computer1 that has the following four hard disk drives installed.

- Drive 1: A 500-GB OS volume
- Drive 2: A 400-GB data volume
- Drive3: A 400-GB empty volume
- Drive 4: A 500-GB empty volume

You need to create a two-way mirror by using Storage Spaces. The solution must minimize data loss.

Which drives should you use?

- A. Drive 1 and Drive 2
- B. Drive 1 and Drive 4
- C. Drive 2 and Drive 3
- D. Drive 3 and Drive 4

**Correct Answer:** D

**Section:** (none)

**Explanation**

**Explanation/Reference:**

Explanation:

<http://www.windowscentral.com/how-use-storage-spaces-windows-10>

#### **QUESTION 63**

A user has a computer that runs Windows 10.

The user reports that it takes a very long time to start the computer.

You need to identify which user applications cause the greatest delays when starting the computer.

Which tool should you use?

- A. Performance Monitor
- B. System Configuration
- C. Resource Monitor
- D. Task Manager

**Correct Answer:** D

**Section:** (none)

**Explanation**

**Explanation/Reference:**

Explanation:

<http://www.pcadvisor.co.uk/how-to/windows/how-change-windows-10-startup-programs-stop-apps-opening-3615075/>

#### **QUESTION 64**

You have a laptop that has a high resolution display.

The Change the size of the text, apps, and other items setting is set to 175%.

You install a desktop application name App1.

When you start App1, the visual elements are misaligned, and the application interface does not appear as expected.

You need to ensure that App1 is displayed properly without affecting how other applications are displayed.

What should you do?

- A. Create an AppX package for App1.
- B. Run App1 as an administrator.
- C. Modify the Compatibility settings of App1.
- D. Configure an AppLocker rule for App1.

**Correct Answer: A**

**Section: (none)**

**Explanation**

**Explanation/Reference:**

Explanation:

<https://msdn.microsoft.com/en-us/library/hh454036.aspx#ImageSize>

#### **QUESTION 65**

You have a computer named Computer1 that runs Windows 10. Computer1 runs the Current Branch servicing option.

Microsoft releases an upgrade to the Current Branch. The upgrade is installed on Computer1.

You need to revert Computer1 to the previous version of the Current Branch.

Which tool should you use?

- A. Programs and Features from Control Panel
- B. Windows Update from the Settings app
- C. Recovery from the Settings app
- D. System from Control Panel

**Correct Answer: C**

**Section: (none)**

**Explanation**

**Explanation/Reference:**

Explanation:

<http://www.howtogeek.com/235474/how-to-roll-back-builds-and-uninstall-updates-on-windows-10/>

#### **QUESTION 66**

IPv6 has a vastly larger address space than IPv4. This expansion provides flexibility in allocating addresses and routing traffic and eliminates the primary need for network address translation (NAT).

Do you know how many more bits there are in an IPv4 address compared to an IPv6 address?

- A. 4 times more
- B. 6 times more

- C. Twice as many
- D. 8 times more

**Correct Answer:** A

**Section:** (none)

**Explanation**

**Explanation/Reference:**

Explanation:

<https://techlog360.com/ipv4-vs-ipv6/>

#### **QUESTION 67**

A company has client computers that run Windows 10. Each computer has two hard drives.

You need to create a dynamic volume on each computer that maximizes write performance with data fault tolerance.

Which kind of dynamic volume should you create?

- A. Striped Volume
- B. RAID 5 Volume
- C. Spanned Volume
- D. Mirrored Volume

**Correct Answer:** D

**Section:** (none)

**Explanation**

**Explanation/Reference:**

Explanation:

[https://technet.microsoft.com/en-us/library/cc737048\(v=ws.10\).aspx#w2k3tr\\_ddisk\\_what\\_zcub](https://technet.microsoft.com/en-us/library/cc737048(v=ws.10).aspx#w2k3tr_ddisk_what_zcub).

#### **QUESTION 68**

A company has client computers that run Windows 10. The client computer systems frequently use IPSec tunnels to securely transmit data.

You need to configure the IPSec tunnels to use 256-bit encryption keys.

Which encryption type should you use?

- A. 3DES
- B. DES
- C. RSA
- D. AES

**Correct Answer:** D

**Section:** (none)

**Explanation**

**Explanation/Reference:**

Explanation:

[https://en.wikipedia.org/wiki/Advanced\\_Encryption\\_Standard](https://en.wikipedia.org/wiki/Advanced_Encryption_Standard)

#### **QUESTION 69**

You have a computer named Computer1 that runs Windows 10. Device Manager on Computer1 is configured as shown in the exhibit. (Click the Exhibit button.)



You need to ensure that you can use Communications Port (COM1).

What should you do?

- A. Update the driver for Communications Port (COM1).
- B. Attach a device to Communications Port (COM1), and then click Scan for hardware changes.
- C. Enable Communications Port (COM1).
- D. Modify the IRQ and the I/O Range for Communications Port (COM1).

**Correct Answer:** C

**Section:** (none)

**Explanation**

**Explanation/Reference:**

Explanation:

<https://support.microsoft.com/en-us/help/819036/overview-of-the-comdisable-tool>

#### QUESTION 70

You are evaluating a third-party antivirus application on a computer.

You attempt to uninstall the application, but the application fails to uninstall.



You need to remove the antivirus application from the computer. The solution must preserve user data and installed applications.

What should you do?

- A. Perform a driver rollback.
- B. Perform a restore by using File History.
- C. Restore a System Restore point.
- D. Use the Reset this PC option

**Correct Answer: C**

**Section: (none)**

**Explanation**

**Explanation/Reference:**

Explanation:

<https://support.microsoft.com/en-za/help/12415/windows-10-recovery-options>

#### **QUESTION 71**

You have a computer named Computer1 that runs Windows 10.

You need to register Computer1 with Microsoft Intune.

What should you do?

- A. From Accounts in the Settings app, click enroll in to device management.
- B. From a command prompt, run the djoin command and specify the /psite parameter.
- C. From System in Control Panel, modify the domain membership.
- D. From Accounts in the Settings app, add a Microsoft account.

**Correct Answer: A**

**Section: (none)**

**Explanation**

**Explanation/Reference:**

Explanation:

<http://henkhoogendoorn.blogspot.co.za/2016/04/enroll-in-to-device-management-in.html>

#### **QUESTION 72**

**HOTSPOT**

You have a computer that has a shared printer named Printer1. The Advanced settings for Printer1 are configured as shown in the Advanced exhibit. (Click the Advanced button.)

The Security settings for Printer1 are configured as shown in the Security exhibit. (Click the Security button.)

You run the Get-PrintJob cmdlet and you receive the following output.

```

JobStatus           : Normal
Caption             :
Description          :
ElementName         :
InstanceID          :
CommunicationStatus :
DetailedStatus      :
HealthState         :
InstallDate         :
Name                :
OperatingStatus     :
OperationalStatus   :
PrimaryStatus       :
Status              :
StatusDescriptions  :
ComputerName        :
Data type           : RAW
DocumentName        : Untitled - Notepad
Id                  : 5
JobTime             : 0
PagesPrinted        : 0
Position            : 1
PrinterName         : Printer1
Priority             : 70
Size                : 47152
SubmittedTime       : 12.4.2016 20:00:00
TotalPages          : 1
UserName            : administrator
PSComputerName      :
CimClass            : ROOT/StandardCimv2:MSFT_PrintJob
CimInstanceProperties : {Caption, Description, ElementName, InstanceID, ...}
CimSystemProperties  : Microsoft.Management.Infrastructure.CimSystemProperties

```

For each of the following statements, select Yes if the statement is true. Otherwise, select No.

Question

Advanced

Security

Printer1 Properties

General Sharing Ports Advanced Color Management Security

☐ Always available

☒ Available from

08:00

To

16:00

Priority:

50

Driver:

Microsoft PS Class Driver

New Driver...

☒ Spool print documents so program finishes printing faster

☐ Start printing after last page is spooled

☒ Start printing immediately

☐ Print directly to the printer

☐ Hold mismatched documents

☒ Print spooled documents first

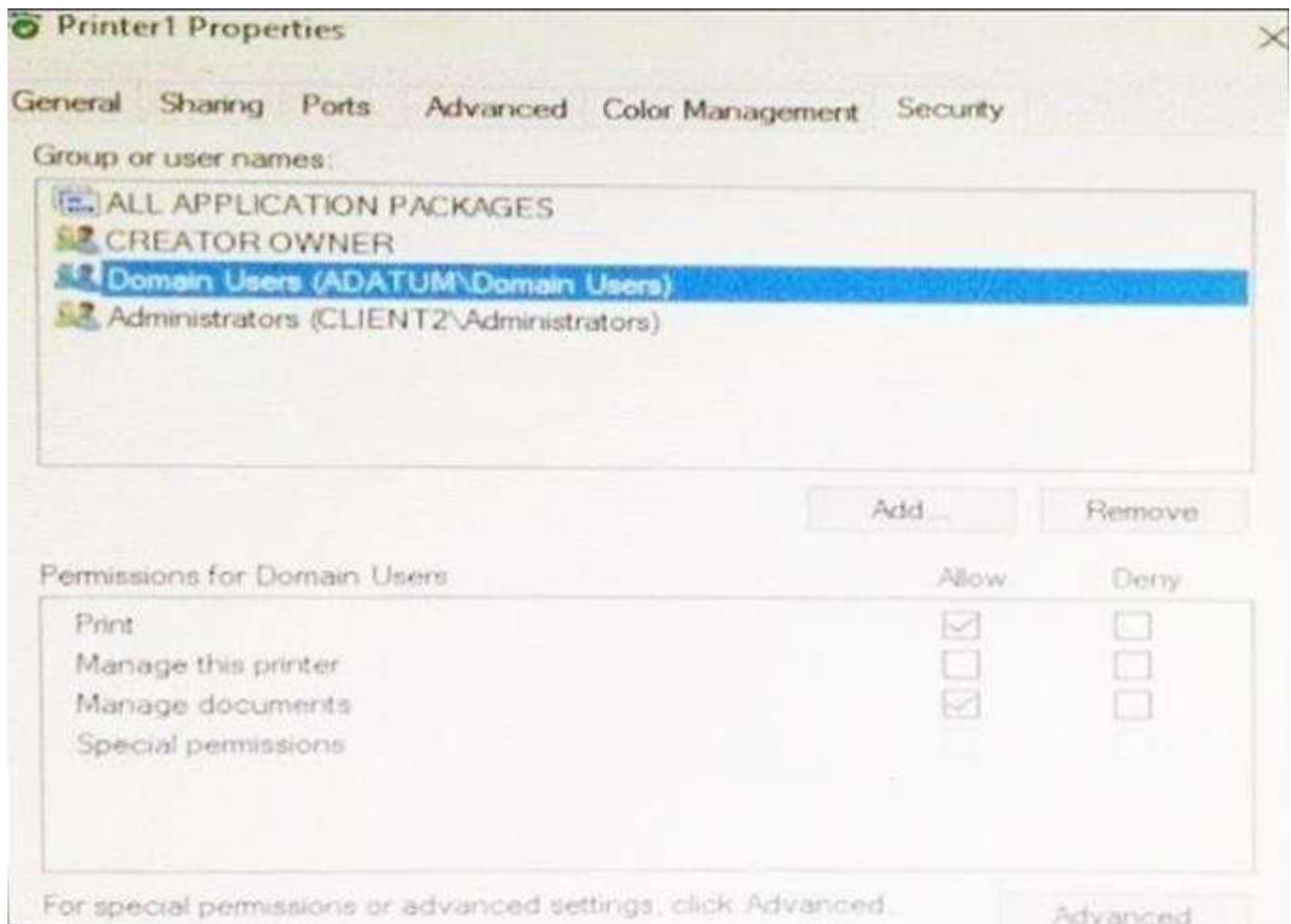
☐ Keep printed documents

☐ Enable advanced printing features

Printing Defaults...

Print Processor...

Separator Page...



Hot Area:

### Answer Area

#### Statements

The job in the print queue will be printed immediately.

If a new print job is sent to Printer1 the new print job will be printed before the print job that is in the queue already.

A domain user named User1 can cancel a print job in the print queue.

Correct Answer:

## Answer Area

### Statements

The job in the print queue will be printed immediately.

If a new print job is sent to Printer1 the new print job will be printed before the print job that is in the queue already.

A domain user named User1 can cancel a print job in the print queue.

Section: (none)

Explanation

Explanation/Reference:

### QUESTION 73

HOTSPOT

A user fails to connect a mouse to a computer.

The user sends you the following output:

PS C:\> Get-PnpDevice -Class Bluetooth

Status	Class	FriendlyName
-----	-----	-----
Unknown	Bluetooth	Device Identification Ser
Unknown	Bluetooth	Dell BT Travel Mouse
Unknown	Bluetooth	Microsoft Bluetooth LE Er
Error	Bluetooth	Intel(R) Wireless Bluetoo
Unknown	Bluetooth	Microsoft Bluetooth Enume

Use the drop-down menus to select the answer choice that completes each statement based on the information presented in output:

Hot Area:

A Bluetooth mouse is [answer choice]

▼
ready to pair
paired and working
paired and unresponsive

The error occurs because [answer area]

▼
the computer is in Airplane mode
Bluetooth is turned off in the Settings app
the Bluetooth adapter is disabled in Device Manager

Correct Answer:

A Bluetooth mouse is [answer choice]

▼
ready to pair
paired and working
paired and unresponsive

The error occurs because [answer area]

▼
the computer is in Airplane mode
Bluetooth is turned off in the Settings app
the Bluetooth adapter is disabled in Device Manager

Section: (none)  
Explanation

Explanation/Reference:

#### QUESTION 74

##### HOTSPOT

You have a computer named Computer1 that has a shared folder named Share1. Share1 has the permissions configured as shown in the following table:



Service principal name (SPN)	NTFS permission	Share permission
User1	Read	Change
User2	Modify	Full control
User3	Modify	None

You need to ensure that User1 can change files in Share1. User1 must be prevented from deleting files created by other users.

How should you configure the permissions? To answer, select the appropriate options in the answer area.

**Hot Area:**

Permission type that must be configured for User1:

▼

NTFS

Share

Permission to grant to User1:

▼

Change

Full control

Modify

Read and Write

**Correct Answer:**

Permission type that must be configured for User1:

	▼
NTFS	
Share	

Permission to grant to User1:

	▼
Change	
Full control	
Modify	
Read and Write	

**Section: (none)**

**Explanation**

**Explanation/Reference:**

#### QUESTION 75

You are using sysprep to prepare a system for imaging.

You want to reset the security ID (SID) and clear the event logs.

Which option should you use?

- A. /generalize
- B. /oobe
- C. /audit
- D. /unattend

**Correct Answer: A**

**Section: (none)**

**Explanation**

**Explanation/Reference:**

Explanation:

<https://msdn.microsoft.com/en-us/windows/hardware/commercialize/manufacture/desktop/sysprep-command-line-options>

#### QUESTION 76

You have set up a new wireless network for one of your prestigious clients.

The director wants to ensure that only certain designated wireless laptops can connect to the new network to prevent misuse.

What do you need to do?



- A. Use MAC address control
- B. Use IPv4 address control
- C. Use WEP
- D. Use WPA

**Correct Answer:** A

**Section:** (none)

**Explanation**

**Explanation/Reference:**

Explanation:

[http://www.belkin.com/PYRAMID/AdvancedInfo/F5D7633uk4A/Interfaces/UI2/English/wireless\\_mac\\_ctrl.html](http://www.belkin.com/PYRAMID/AdvancedInfo/F5D7633uk4A/Interfaces/UI2/English/wireless_mac_ctrl.html)

#### **QUESTION 77**

You have a computer that runs Windows 10.

An application named App1 starts when the computer starts.

You need to prevent App1 from starting when the computer starts.

Which tool should you use?

- A. System Configuration
- B. Advanced System Settings
- C. Computer Management
- D. Task Manager

**Correct Answer:** D

**Section:** (none)

**Explanation**

**Explanation/Reference:**

Explanation:

<http://www.howtogeek.com/162446/how-to-manage-startup-applications-in-windows-8/>

#### **QUESTION 78**

A user named User1 has a laptop that runs Windows 10 Pro.

At home, User1 connects to the home network by using an Ethernet connection. User1 reports that he sometimes exceeds his Internet data limit.

You need to prevent the laptop from downloading Windows updates automatically.

What should you do?

- A. From a local Group Policy, modify the Windows Update settings.
- B. From a local Group Policy, modify the Network Connections settings.
- C. From the Settings app, configure a metered connection.
- D. From the Settings app, select Defer upgrades.

**Correct Answer:** C

**Section:** (none)

**Explanation**

**Explanation/Reference:**

Explanation:

<http://www.pcworld.com/article/3085136/windows/two-ways-to-control-or-stop-windows-10-updates.html>

#### **QUESTION 79**

Your network contains a single Active Directory domain. The domain contains a laptop named Computer1 that runs Windows 10.

A user named User1 uses Computer1. Computer1 connects to two shared printers named Printer1 and Printer2.

Printer1 is located at the office and Printer2 is located at the home of User1.

User1 frequently reports that when attempting to print, the default printer is set to Printer2.

You need to ensure that Printer1 is the default printer always.

What should you do?

- A. Add Printer 2 to a home group.
- B. Disable Let Windows manage my default printer.
- C. Change the priority of Printer1 to 1.
- D. Change the priority of Printer2 to 1.

**Correct Answer: B**

**Section: (none)**

**Explanation**

**Explanation/Reference:**

Explanation:

<http://www.tenforums.com/tutorials/26138-printer-turn-off-let-windows-10-manage-default-printer.html>

#### **QUESTION 80**

You have a computer named Computer1 that runs Windows 10.

Computer1 is infected by a virus.

You fail to access the Settings app on Computer1 due to the virus.

You need to restart the computer and ensure that Computer1 displays the advanced startup options when the computer restarts.

What are two possible ways to achieve the goal? Each correct answer presents a complete solution.

- A. From Windows PowerShell, run `Restart-Computer Computer1 - Wait - For PowerShell`.
- B. From System Configuration select safe boot select minimal, and then click Restart from the Start menu.
- C. From system Configuration, select selective startup, and then click Restart from the start menu.
- D. From a command prompt, run `shutdown.exe /r/o`.
- E. From Power on the start menu, hold the SHIFT key while you click Restart.

**Correct Answer: DE**

**Section: (none)**

**Explanation**

**Explanation/Reference:**

Explanation:

<https://support.microsoft.com/en-us/instantanswers/f40a95aa-1e34-4907-98ba-a308fd10a786/get-to-safe->

#### QUESTION 81

You have a Key Management Service (KMS) host and an administrative workstation named Computer1.

From Computer1, you need to validate the activation status on a computer named Computer2.

What should you run?

- A. Get-RDLicenseConfiguration computer2
- B. slmgr.vbs computer2 /dlv
- C. winrs.exe -r:Computer2 netdom.exe
- D. ospp.vbs /tokact:computer2

**Correct Answer:** B

**Section:** (none)

**Explanation**

**Explanation/Reference:**

Explanation:

<http://www.howtogeek.com/245445/how-to-use-slmgr-to-change-remove-or-extend-your-windows-license/>

#### QUESTION 82

Note: This question is part of a series of questions that use the same scenario. For your convenience, the scenario is repeated in each question. Each question presents a different goal and answer choices, but the text of the scenario is exactly the same in each question in this series.

*Start of repeated scenario*

Your network contains a single Active Directory domain named adatum.com. The network contains five servers configured as shown in the following table.

Server name	Domain/workgroup	Role
DC1	Adatum.com	Domain controller
DC2	Adatum.com	Domain controller
Server1	Adatum.com	Member server
Server2	Adatum.com	Member server
Test_Server	Workgroup	File server

All of the servers run Windows Server 2012 R2.

Test\_Server has a shared folder named ShareA. Only local users have permissions to ShareA. The network contains a mainframe computer that is administered by using the Telnet protocol.

The domain contains four client computers configured as shown in the following table.

Computer name	Primary user
Computer1	User1
Computer2	User2
Computer3	User3
Computer4	User4

All of the client computers run the 64-bit version of Windows. User3 frequently accesses ShareA. Remote Desktop is enabled on Computer4.

Your company identifies the following requirements:

- Ensure that you can test unsigned device drivers on Computer1
- Enable Credential Guard on Computer2.
- Run commands and cmdlets remotely on computer2.
- Configure User Account control (UAC) on Computer3 to prompt administrators for credentials when elevated privileges are required.
- Ensure that User1 can view and interact with a desktop session of User3.
- Ensure that User2 can use Telnet to manage the mainframe.
- Ensure that User4 can use Remote Desktop to access Computer4 remotely.

*End of repeated scenario*

You need to meet the requirement of User4.  
What should you do?

- A. Install a Universal Windows Platform (UWP) application.
- B. Modify the settings of a firewall rule.
- C. Install a Windows feature.
- D. Modify the membership of a local group.

**Correct Answer: B**

**Section: (none)**

**Explanation**

**Explanation/Reference:**

Explanation:

<https://support.microsoft.com/en-us/help/17463/windows-7-connect-to-another-computer-remote-desktop-connection>

### QUESTION 83

Note: This question is part of a series of questions that use the same scenario. For your convenience, the scenario is repeated in each question. Each question presents a different goal and answer choices, but the text of the scenario is exactly the same in each question in this series.

*Start of repeated scenario*

Your network contains a single Active Directory domain named adatum.com. The network contains five servers configured as shown in the following table.

Server name	Domain/workgroup	Role
DC1	Adatum.com	Domain controller
DC2	Adatum.com	Domain controller
Server1	Adatum.com	Member server
Server2	Adatum.com	Member server
Test_Server	Workgroup	File server

All of the servers run Windows Server 2012 R2.

Test\_Server has a shared folder named ShareA. Only local users have permissions to ShareA. The network contains a mainframe computer that is administered by using the Telnet protocol.

The domain contains four client computers configured as shown in the following table.

Computer name	Primary user
Computer1	User1
Computer2	User2
Computer3	User3
Computer4	User4

All of the client computers run the 64-bit version of Windows. User3 frequently accesses ShareA. Remote Desktop is enabled on Computer4.

Your company identifies the following requirements:

- Ensure that you can test unsigned device drivers on Computer1
- Enable Credential Guard on Computer2.
- Run commands and cmdlets remotely on Computer2.
- Configure User Account control (UAC) on Computer3 to prompt administrators for credentials when elevated privileges are required.
- Ensure that User1 can view and interact with a desktop session of User3.
- Ensure that User2 can use Telnet to manage the mainframe.
- Ensure that User4 can use Remote Desktop to access Computer4 remotely.

<i>End of repeated scenario</i>
---------------------------------

You need to meet the requirement for administering Computers remotely. Which remote management technology should you use?

- A. Windows PowerShell remoting
- B. Telnet
- C. C.Ps Exec
- D. Remote Desktop

**Correct Answer: B**

**Section: (none)**

**Explanation**

**Explanation/Reference:**

Explanation:

#### QUESTION 84

Note: This question is part of a series of questions that use the same scenario. For your convenience, the scenario is repeated in each question. Each question presents a different goal and answer choices, but the text of the scenario is exactly the same in each question in this series.

#### *Start of repeated scenario*

Your network contains a single Active Directory domain named adatum.com. The network contains five servers configured as shown in the following table.

Server name	Domain/workgroup	Role
DC1	Adatum.com	Domain controller
DC2	Adatum.com	Domain controller
Server1	Adatum.com	Member server
Server2	Adatum.com	Member server
Test_Server	Workgroup	File server

All of the servers run Windows Server 2012 R2.

Test\_Server has a shared folder named ShareA. Only local users have permissions to ShareA. The network contains a mainframe computer that is administered by using the Telnet protocol.

The domain contains four client computers configured as shown in the following table.

Computer name	Primary user
Computer1	User1
Computer2	User2
Computer3	User3
Computer4	User4

All of the client computers run the 64-bit version of Windows. User3 frequently accesses ShareA. Remote Desktop is enabled on Computer4.

Your company identifies the following requirements:

- Ensure that you can test unsigned device drivers on Computer1
- Enable Credential Guard on Computer2.
- Run commands and cmdlets remotely on computer2.
- Configure User Account control (UAC) on Computer3 to prompt administrators for credentials when elevated privileges are required.
- Ensure that User1 can view and interact with a desktop session of User3.
- Ensure that User2 can use Telnet to manage the mainframe.
- Ensure that User4 can use Remote Desktop to access Computer4 remotely.

#### *End of repeated scenario*

You need to recommend a solution to meet the requirements of User1.  
What should you include in the recommendation?

- A. Remote Access Connection Manager
- B. Remote Desktop
- C. Remote Assistance
- D. Windows PowerShell Remoting

**Correct Answer: C**

**Section: (none)**

**Explanation**

**Explanation/Reference:**

Explanation:

<http://www.technig.com/set-up-windows-remote-assistance/>

#### QUESTION 85

Note: This question is part of a series of questions that use the same scenario. For your convenience, the scenario is repeated in each question. Each question presents a different goal and answer choices, but the text of the scenario is exactly the same in each question in this series.

*Start of repeated scenario*

Your network contains a single Active Directory domain named adatum.com. The network contains five servers configured as shown in the following table.

Server name	Domain/workgroup	Role
DC1	Adatum.com	Domain controller
DC2	Adatum.com	Domain controller
Server1	Adatum.com	Member server
Server2	Adatum.com	Member server
Test_Server	Workgroup	File server

All of the servers run Windows Server 2012 R2.

Test\_Server has a shared folder named ShareA. Only local users have permissions to ShareA.  
The network contains a mainframe computer that is administered by using the Telnet protocol.

The domain contains four client computers configured as shown in the following table.

Computer name	Primary user
Computer1	User1
Computer2	User2
Computer3	User3
Computer4	User4



All of the client computers run the 64-bit version of Windows. User3 frequently accesses ShareA. Remote Desktop is enabled on Computer4.

Your company identifies the following requirements:

- Ensure that you can test unsigned device drivers on Computer1
- Enable Credential Guard on Computer2.
- Run commands and cmdlets remotely on computer2.
- Configure User Account control (UAC) on Computer3 to prompt administrators for credentials when elevated privileges are required.
- Ensure that User1 can view and interact with a desktop session of User3.
- Ensure that User2 can use Telnet to manage the mainframe.
- Ensure that User4 can use Remote Desktop to access Computer4 remotely.

*End of repeated scenario*

You need to meet the requirement of Computer1.  
Which tool should you use on Computer1?

- A. BCD Edit
- B. Device Manager
- C. Bootcfg
- D. System Properties

**Correct Answer: A**

**Section: (none)**

**Explanation**

**Explanation/Reference:**

Explanation:

<http://www.drivethelife.com/windows-drivers/how-to-disable-driver-signature-enforcement-on-windows-10-8-7-xp-vista.html>

#### QUESTION 86

Note: This question is part of a series of questions that use the same set of answer choices. Each answer choice may be used once, more than once, or not at all.

Your network contains a single Active Directory domain. The domain contains computers that run Windows 10 Enterprise.

The computers are configured as shown in the following table:

Computer name	Primary user	Computer type
PC_User1	User1	Laptop
PC_User2	User2	Laptop
PC_User3	User3	Tablet

When User1 works remotely, the user fails to access shared folders on the corporate network.

When User 2 and User3 work remotely, they successfully connect to the shared folders on the corporate network.

You need to ensure that User1 can connect to the shared folders without user interaction.

What should you do?



- A. Click Turn on password protected sharing.
- B. Disable Network Discovery.
- C. Modify the Profile settings of an incoming firewall rule.
- D. Run the Add-VpnConnectionTriggerApplication cmdlet.
- E. Run the New-NetFirewallRule cmdlet and specify the -Direction Outbound parameter.
- F. Run the New-VpnConnection cmdlet.
- G. Run the Set-NetConnectionProfile cmdlet.
- H. Run the Set-VPNConnection cmdlet

**Correct Answer:** D

**Section:** (none)

**Explanation**

**Explanation/Reference:**

Explanation:

[https://technet.microsoft.com/en-us/library/dn296460\(v=wps.630\).aspx](https://technet.microsoft.com/en-us/library/dn296460(v=wps.630).aspx)

#### QUESTION 87

Note: This question is part of a series of questions that use the same set of answer choices. Each answer choice may be used once, more than once, or not at all.

A user connects to a wireless network and receives the following message:

"Do you want to allow your PC to be discoverable by other PCs and devices on this network?"

The user clicks No. The user is unable to browse to the shared folders of other computers on the network by using File Explorer.

You need to ensure that the user can browse to the other computers.

What should you do?

- A. Click Turn on password protected sharing.
- B. Disable Network Discovery.
- C. Modify the Profile settings of an incoming firewall rule.
- D. Run the Add-VpnConnectionTriggerApplication cmdlet.
- E. Run the New-NetFirewallRule cmdlet and specify the -Direction Outbound parameter.
- F. Run the New-VpnConnection cmdlet.
- G. Run the Set-NetConnectionProfile cmdlet.
- H. Run the Set-VPNConnection cmdlet.

**Correct Answer:** G

**Section:** (none)

**Explanation**

**Explanation/Reference:**

Explanation:

[https://technet.microsoft.com/en-us/library/jj899565\(v=wps.630\).aspx](https://technet.microsoft.com/en-us/library/jj899565(v=wps.630).aspx)

<https://www.itechtics.com/change-network-type-windows-10/>

#### QUESTION 88

Note: This question is part of a series of questions that use the same set of answer choices. Each answer choice may be used once, more than once, or not at all.

Your network contains a single Active Directory domain. The domain contains a VPN server that supports all of the VPN protocols.

You have mobile devices that run Windows 10 and have VPN connection to the VPN server.

You need to ensure that when users work remotely and Connect to the VPN, only traffic for the corporate network is sent through the VPN server.

What should you do?

- A. Click Turn on password protected sharing.
- B. Disable Network Discovery.
- C. Modify the Profile settings of an incoming firewall rule.
- D. Run the Add-VpnConnectionTriggerApplication cmdlet.
- E. Run the New-NetFirewallRule cmdlet and specify the-Direction Outbound parameter.
- F. Run the New-VpnConnection cmdlet.
- G. Run the Set-NetConnectionProfile cmdlet.
- H. Run the Set-VPNConnection cmdlet.

**Correct Answer:** H

**Section:** (none)

**Explanation**

**Explanation/Reference:**

Explanation:

[https://technet.microsoft.com/en-us/library/jj554823\(v=wps.630\).aspx](https://technet.microsoft.com/en-us/library/jj554823(v=wps.630).aspx)

#### QUESTION 89

Your network contains a single Active Directory domain named contoso.com. The domain contains a computer named Computer1.

You have five users configured as shown in the following table:

User name	Member of
Computer1\User1	Guests
Computer1\User2	Users
Computer1\User3	Users Administrators
Contoso\User4	Domain Users
Contoso\User5	Domain Users Domain Admins

Which two users can add a Microsoft account to their Windows account, and then sign in to Cumputer1 by using the Microsoft account?

- A. User1
- B. User2
- C. User3
- D. User4
- E. User5

**Correct Answer:** DE

**Section:** (none)

**Explanation**

**Explanation/Reference:**

Explanation:

<http://blog.thefullcircle.com/2015/07/win10-ad-and-microsoft-account-synchronisation/>

**QUESTION 90**

You have a custom Microsoft Management Console (MMC) named Console 1 that contains several snapins.

Users use Console1 to manage specific computer settings. Users report that every time they close Console1, they are prompted to save the MMC.

You need to prevent the prompts to save Console1.

What should you do?

- A. From the Details settings of the MMC file, modify the Authors property.
- B. From the File menu, click Add/Remove Snap-in. and then click Edit Extensions.
- C. From the File menu, click Options and then modify the console mode.
- D. From the Security settings of the MMC file, modify the permissions.

**Correct Answer: C**

**Section: (none)**

**Explanation**

**Explanation/Reference:**

Explanation:

<http://www.tech-recipes.com/rx/9467/how-to-create-custom-microsoft-management-consoles-mmcs-for-managing-servers/>

**QUESTION 91**

Note: This question is part of a series of questions that use the same set of answer choices. Each answer choice may be used once, more than once, or not at all.

You have a computer named Computer1 that has a virtual hard disk (VHD) named Disk1.vhdx.

You plan to configure Computer1 for dual boot from Disk1.vhdx.

You need to install Windows on Disk1.vhdx by using dism.exe.

What should you run before you install Windows?

- A. Add-Windows Image
- B. bcdboot.exe
- C. bcdedit.exe
- D. bootcfg.exe
- E. bootim.exe
- F. bootsect.exe
- G. diskpart.exe
- H. Expand-Windows Image

**Correct Answer: G**

**Section: (none)**

**Explanation**

**Explanation/Reference:**

Explanation:

<https://msdn.microsoft.com/en-us/windows/hardware/commercialize/manufacture/desktop/boot-to-vhd--native->

boot--add-a-virtual-hard-disk-to-the-boot-menu

### QUESTION 92

Note: This question is part of a series of questions that use the same scenario. For your convenience, the scenario is repeated in each question. Each question presents a different goal and answer choices, but the text of the scenario exactly the same in each question in this series.

#### *Start of repeated scenario*

Your network contains a single Active Directory domain named contoso.com. All computers are members of the domain and run the 64-bit version of Windows 10 Enterprise. On a test computer named Computer\_Test1, you pin several company-specific applications in a group named Contoso Apps, and then you export the start menu layout to a file named contoso.xml. You install Client Hyper-V on a computer named Computer6.

You identify the following requirements:

- Install the Hyper V feature on a computer named Computer1.
- Use virtual smart card authentication on a computer named Computer2.
- Enable Secure Boot on a computer named Computer3.
- Connect a computer named Computer4 to a projector by using Miracast.
- Ensure that a user named User 1 can use keyboard shortcuts by pressing one key at a time.
- Ensure that you can share the clipboard between Computer6 and the virtual machines running on Computer6.
- Add the Contoso Apps group to the Start menu of a computer named Computer7.

#### *End of repeated scenario*

Which hardware feature must Computer3 support.

- A. Data Execution Prevention (DEP)
- B. Unified Extensible Firmware Interface (UEFI)
- C. Trusted Platform Module (TPM)
- D. Second Level Address Translation (SLAT)

**Correct Answer: B**

**Section: (none)**

**Explanation**

**Explanation/Reference:**

Explanation:

<https://www.microsoft.com/en-us/windows/windows-10-specifications>

### QUESTION 93

Note: This question is part of a series of questions that use the same scenario. For your convenience, the scenario is repeated in each question. Each question presents a different goal and answer choices, but the text of the scenario exactly the same in each question in this series.

#### *Start of repeated scenario*

Your network contains a single Active Directory domain named contoso.com. All computers are members of the domain and run the 64-bit version of Windows 10 Enterprise. On a test computer named Computer\_Test1, you pin several company-specific applications in a group named Contoso Apps, and then you export the start menu layout to a file named contoso.xml. You install Client Hyper-V on a computer named Computer6.

You identify the following requirements:

- Install the Hyper V feature on a computer named Computer1.
- Use virtual smart card authentication on a computer named Computer2.
- Enable Secure Boot on a computer named Computer3.
- Connect a computer named Computer4 to a projector by using Miracast.
- Ensure that a user named User 1 can use keyboard shortcuts by pressing one key at a time.
- Ensure that you can share the clipboard between Computer6 and the virtual machines running on Computer6.
- Add the Contoso Apps group to the Start menu of a computer named Computer7.

*End of repeated scenario*

Which hardware feature must Computer2 support?

- A. a smart card reader
- B. Second Level Address Translation (SLAT)
- C. Trusted Platform Module (TPM)
- D. Unified Extensible Firmware Interface (UEFI)

**Correct Answer: C**

**Section: (none)**

**Explanation**

**Explanation/Reference:**

Explanation:

<https://blogs.technet.microsoft.com/askds/2016/05/11/setting-up-virtual-smart-card-logon-using-virtual-tpm-for-windows-10-hyper-v-vm-guests/>

#### **QUESTION 94**

A user named User1 has a computer that runs Windows 10.

User1 reports that Cortana displays news topics that the user wants to suppress.

You need to suppress the news topics from being displayed.

What should you modify?

- A. Reminders
- B. the Location settings
- C. the News app settings
- D. Notebook

**Correct Answer: D**

**Section: (none)**

**Explanation**

**Explanation/Reference:**

Explanation:

<http://www.makeuseof.com/tag/set-cortana-remove-windows-10/>

#### **QUESTION 95**

You have a computer named Computer1 that has the Hyper V feature enabled.

You have two virtual machines named VM1 and VM2 hosted on Computer1. VM1 can communicate with VM2

and Computer1. VM1 fails to connect to the Internet- Computer1 can connect to the Internet.

You need to ensure that VM1 can connect to the Internet.

What should you do?

- A. On Computer 1, modify the network settings.
- B. Enable port mirroring on VM1.
- C. Create an external virtual switch and configure VM1 to use the switch.
- D. On VM1, select Enable virtual LAN identification.

**Correct Answer: C**

**Section: (none)**

**Explanation**

**Explanation/Reference:**

Explanation:

<http://www.technig.com/connect-hyper-v-machines-to-internet/>

#### **QUESTION 96**

You have two computers named Computer1 and Computer2 that run Windows 10. On Computer1, you create a provisioning package named Package1.

You plan to apply the provisioning package to Computer2.

Which file must be applied to Computer2?

- A. Package1.icdproj.xml
- B. Customizations.xml
- C. Package1.ppkg
- D. Package1.cat

**Correct Answer: C**

**Section: (none)**

**Explanation**

**Explanation/Reference:**

Explanation:

<https://msdn.microsoft.com/en-us/windows/hardware/commercialize/manufacture/desktop/dism-provisioning-package-command-line-options>